

# PMH Series Pipe Fittings

Fittings

Tubing

Quick Couplings


Line Filters

Valves

Sour Service Products

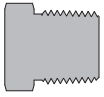
Subsea Valves

Part Number Crossover Charts



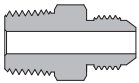
# Contents

## Pipe Plugs - HPP



A-38

## Hex Nipples - HPN



A-39

## Hex Long Nipples - HPL



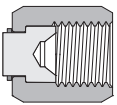
A-45

## Pipe Caps - HPC



A-46

## Pipe Cap Assemblies (Moveable Insert) - HMC



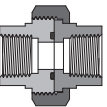
A-47

## Hex Couplings - HPG



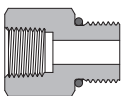
A-48

## Zero-Clearance Unions - HPZ



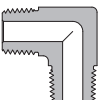
A-51

## Adapters - HPA



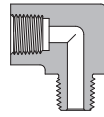
A-52

## Male Elbows - HPE



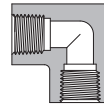
A-58

## Street Elbows - HPE



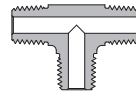
A-59

## Female Elbows - HPE



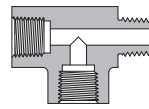
A-61

## Male Tees - HPT



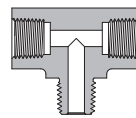
A-61

## Male Street Tees - HPT



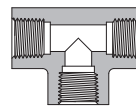
A-62

## Male Branch Tees - HPT



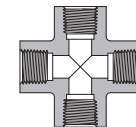
A-63

## Female Tees - HPT



A-63

## Female Crosses - HPX



A-64

## Connection Information

A-02

## Ordering Number Description

A-65

Fittings

Tubing

Quick Couplings

Line Filters

Valves

Special Service Products

Subsea Valves

Part Number Crossover Charts

## Features

- ⦿ High tensile 316 stainless steel as standard material, other materials available upon request
- ⦿ The hardened threads with smooth surface finishing avoid galling and help to extend the fitting service life
- ⦿ Radius junction design for elbows provides smooth flow path
- ⦿ Every fitting marked with size, material and trace ID

## Thread Specifications

Connection Type	Designator	Thread Type	Thread Specification
Male NPT	NS	NPT	ASME B1.20.1, SAE AS71051
Female NPT	FNS		
Male ISO Tapered Thread	RT	ISO Tapered	ISO 7-1, BS EN 10226-1, DIN EN 10226-1, JIS B0203
Female ISO Tapered Thread	FRT		
Male SAE O-Ring	SH	SAE/MS	ASME B1.1
Female SAE O-Ring	US		
Male JIC	JM		
Female JIC	JF		

① For more information, please refer to **Technical Information** on Page A-02.

## Working Pressure

The working pressures of pipe fittings are shown in the "Ordering Information and Dimensions".

## Working Temperature

Connection Type	Working Temperature Range
Male or Female NPT	-325°F to 400°F (-198°C to 204°C)②
Male or Female ISO Tapered Thread	-325°F to 400°F (-198°C to 204°C)②
Male SAE O-Ring	0°F to 400°F (-17.8°C to 204°C)①
Female SAE O-Ring	-50°F to 550°F (-45°C to 288°C)
Male or Female JIC	-423°F to 1200°F (-252°C to 649°C)
Male Type "M"	-423°F to 1200°F (-252°C to 649°C)

① The ends are supplied with a Fluorocarbon FKM O-ring as standard, other materials of O-rings available.

② The data are based on the working temperature range of the thread sealants. For the working temperature above 400°F (204°C), please contact FITOK Group or our authorized distributors.

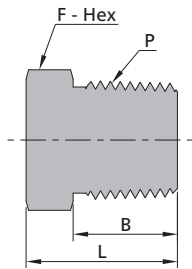
## Cautions

- ⦿ Do not loosen or tighten fittings when the system is pressurized.
- ⦿ Always use proper thread sealants on tapered pipe threads. FITOK PTFE thread seal tapes are available. For more details, see Page A-90 of the **6D Series Tube Fittings** catalog.

## Ordering Information and Dimensions

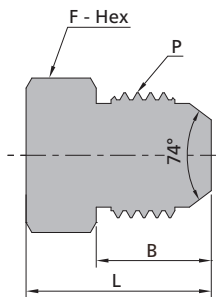
Dimensions are for reference only and are subject to change.

### Pipe Plugs

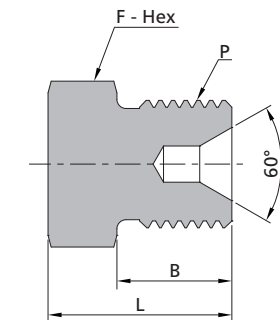


Male NPT Threads					
P-NPT Size, in.	Ordering Number	Dimensions, in. (mm)			Working Pressure psig (bar)
		L	F	B	
1/8	SS-HPP-NS2	0.63 (16.0)	0.44 (11.1)	0.38 (9.7)	15000 (1034)
1/4	SS-HPP-NS4	0.87 (22.2)	0.56 (14.3)	0.56 (14.2)	15000 (1034)
3/8	SS-HPP-NS6	0.93 (23.6)	0.69 (17.5)	0.56 (14.2)	15000 (1034)
1/2	SS-HPP-NS8	1.16 (29.5)	0.87 (22.2)	0.75 (19.1)	15000 (1034)
3/4	SS-HPP-NS12	1.25 (31.8)	1.06 (27.0)	0.75 (19.1)	10000 (690)
1	SS-HPP-NS16	1.55 (39.3)	1.37 (34.9)	0.94 (23.9)	10000 (690)

Male ISO Tapered Threads					
P-ISO Thread Size, in.	Ordering Number	Dimensions, in. (mm)			Working Pressure psig (bar)
		L	F	B	
1/8	SS-HPP-RT2	0.63 (16.0)	0.44 (11.1)	0.38 (9.7)	15000 (1034)
1/4	SS-HPP-RT4	0.87 (22.2)	0.56 (14.3)	0.56 (14.2)	15000 (1034)
3/8	SS-HPP-RT6	0.93 (23.6)	0.69 (17.5)	0.56 (14.2)	15000 (1034)
1/2	SS-HPP-RT8	1.16 (29.5)	0.87 (22.2)	0.75 (19.1)	15000 (1034)
3/4	SS-HPP-RT12	1.25 (31.8)	1.06 (27.0)	0.75 (19.1)	10000 (690)
1	SS-HPP-RT16	1.55 (39.3)	1.37 (34.9)	0.94 (23.9)	10000 (690)



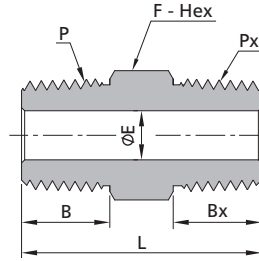
Male JIC					
P-JIC Size, in.	Ordering Number	Dimensions, in. (mm)			Working Pressure psig (bar)
		L	F	B	
1/4	SS-HPP-JM4	0.83 (21.0)	0.50 (12.7)	0.55 (14.0)	20000 (1379)
3/8	SS-HPP-JM6	0.89 (22.7)	0.63 (15.9)	0.56 (14.1)	20000 (1379)
1/2	SS-HPP-JM8	1.05 (26.7)	0.81 (20.6)	0.66 (16.7)	20000 (1379)
5/8	SS-HPP-JM10	1.19 (30.3)	0.94 (23.8)	0.76 (19.3)	20000 (1379)
3/4	SS-HPP-JM12	1.37 (34.9)	1.13 (28.6)	0.86 (21.9)	15000 (1034)
1	SS-HPP-JM16	1.51 (38.3)	1.37 (34.9)	0.91 (23.1)	15000 (1034)



Male Type "M"					
P-SAE/MS Thread Size, in.	Ordering Number	Dimensions, in. (mm)			Working Pressure psig (bar)
		L	F	B	
9/16-18	SS-HPP-TM9	0.84 (21.3)	0.63 (15.9)	0.50 (12.7)	60000 (4137)
3/4-16	SS-HPP-TM12	1.01 (25.6)	0.75 (19.1)	0.63 (16.0)	30000 (2068)
7/8-14	SS-HPP-TM14	1.21 (30.8)	1.00 (25.4)	0.76 (19.2)	50000 (3447)
1-12	SS-HPP-TM16	1.10 (27.9)	1.00 (25.4)	0.64 (16.3)	30000 (2068)
1 5/16-12	SS-HPP-TM21	1.22 (30.9)	1.37 (34.9)	0.62 (15.7)	20000 (1379)

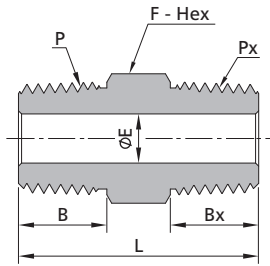
Fittings
Tubing
Quick Couplings
Line Filters
Valves
Sour Service Products
Subsea Valves
Part Number Crossover Charts

Hex Nipples



Male NPT Threads									
P-NPT Size, in.	Px-NPT Size, in.	Ordering Number	Dimensions, in. (mm)					Working Pressure psig (bar)	
			L	F	B	Bx	E		
1/8	1/8	SS-HPN-NS2	1.05 (26.6)	0.44 (11.1)	0.38 (9.7)	0.38 (9.7)	0.19 (4.8)	15000 (1034)	
1/4	1/8	SS-HPN-NS4-NS2	1.30 (32.9)	0.56 (14.3)	0.56 (14.2)	0.38 (9.7)	0.19 (4.8)	15000 (1034)	
1/4	1/4	SS-HPN-NS4	1.47 (37.4)	0.56 (14.3)	0.56 (14.2)	0.56 (14.2)	0.25 (6.4)	15000 (1034)	
3/8	1/8	SS-HPN-NS6-NS2	1.34 (34.1)	0.69 (17.5)	0.56 (14.2)	0.38 (9.7)	0.19 (4.8)	15000 (1034)	
3/8	1/4	SS-HPN-NS6-NS4	1.52 (38.6)	0.69 (17.5)	0.56 (14.2)	0.56 (14.2)	0.25 (6.4)	15000 (1034)	
3/8	3/8	SS-HPN-NS6	1.52 (38.6)	0.69 (17.5)	0.56 (14.2)	0.56 (14.2)	0.31 (7.9)	15000 (1034)	
1/2	1/8	SS-HPN-NS8-NS2	1.58 (40.2)	0.87 (22.2)	0.75 (19.1)	0.38 (9.7)	0.19 (4.8)	15000 (1034)	
1/2	1/4	SS-HPN-NS8-NS4	1.76 (44.7)	0.87 (22.2)	0.75 (19.1)	0.56 (14.2)	0.25 (6.4)	15000 (1034)	
1/2	3/8	SS-HPN-NS8-NS6	1.76 (44.7)	0.87 (22.2)	0.75 (19.1)	0.56 (14.2)	0.31 (7.9)	15000 (1034)	
1/2	1/2	SS-HPN-NS8	1.95 (49.6)	0.87 (22.2)	0.75 (19.1)	0.75 (19.1)	0.38 (9.6)	15000 (1034)	
3/4	1/8	SS-HPN-NS12-NS2	1.67 (42.4)	1.06 (27.0)	0.75 (19.1)	0.38 (9.7)	0.22 (5.5)	10000 (690)	
3/4	1/4	SS-HPN-NS12-NS4	1.85 (46.9)	1.06 (27.0)	0.75 (19.1)	0.56 (14.2)	0.28 (7.1)	10000 (690)	
3/4	3/8	SS-HPN-NS12-NS6	1.85 (46.9)	1.06 (27.0)	0.75 (19.1)	0.56 (14.2)	0.38 (9.6)	10000 (690)	
3/4	1/2	SS-HPN-NS12-NS8	2.04 (51.8)	1.06 (27.0)	0.75 (19.1)	0.75 (19.1)	0.47 (11.9)	10000 (690)	
3/4	3/4	SS-HPN-NS12	2.04 (51.8)	1.06 (27.0)	0.75 (19.1)	0.75 (19.1)	0.58 (14.8)	10000 (690)	
1	1/8	SS-HPN-NS16-NS2	1.96 (49.8)	1.37 (34.9)	0.94 (23.9)	0.38 (9.7)	0.22 (5.5)	10000 (690)	
1	1/4	SS-HPN-NS16-NS4	2.14 (54.3)	1.37 (34.9)	0.94 (23.9)	0.56 (14.2)	0.28 (7.1)	10000 (690)	
1	3/8	SS-HPN-NS16-NS6	2.14 (54.3)	1.37 (34.9)	0.94 (23.9)	0.56 (14.2)	0.38 (9.6)	10000 (690)	
1	1/2	SS-HPN-NS16-NS8	2.33 (59.2)	1.37 (34.9)	0.94 (23.9)	0.75 (19.1)	0.47 (11.9)	10000 (690)	
1	3/4	SS-HPN-NS16-NS12	2.33 (59.2)	1.37 (34.9)	0.94 (23.9)	0.75 (19.1)	0.58 (14.8)	10000 (690)	
1	1	SS-HPN-NS16	2.52 (64.0)	1.37 (34.9)	0.94 (23.9)	0.94 (23.9)	0.79 (20.0)	10000 (690)	

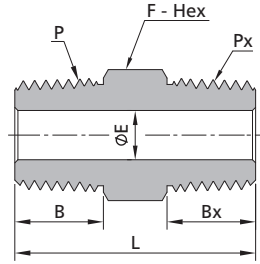
Hex Nipples



Male NPT Threads			Male ISO Tapered Threads					
P-NPT Size, in.	Px-ISO Thread Size, in.	Ordering Number	Dimensions, in. (mm)					Working Pressure psig (bar)
			L	F	B	Bx	E	
1/8	1/8	SS-HPN-NS2-RT2	1.05 (26.6)	0.44 (11.1)	0.38 (9.7)	0.38 (9.7)	0.19 (4.8)	15000 (1034)
1/4	1/8	SS-HPN-NS4-RT2	1.30 (32.9)	0.56 (14.3)	0.56 (14.2)	0.38 (9.7)	0.19 (4.8)	15000 (1034)
1/4	1/4	SS-HPN-NS4-RT4	1.47 (37.4)	0.56 (14.3)	0.56 (14.2)	0.56 (14.2)	0.25 (6.4)	15000 (1034)
3/8	1/8	SS-HPN-NS6-RT2	1.34 (34.1)	0.69 (17.5)	0.56 (14.2)	0.38 (9.7)	0.19 (4.8)	15000 (1034)
3/8	1/4	SS-HPN-NS6-RT4	1.52 (38.6)	0.69 (17.5)	0.56 (14.2)	0.56 (14.2)	0.25 (6.4)	15000 (1034)
3/8	3/8	SS-HPN-NS6-RT6	1.52 (38.6)	0.69 (17.5)	0.56 (14.2)	0.56 (14.2)	0.31 (7.9)	15000 (1034)
1/2	1/8	SS-HPN-NS8-RT2	1.58 (40.2)	0.87 (22.2)	0.75 (19.1)	0.38 (9.7)	0.19 (4.8)	15000 (1034)
1/2	1/4	SS-HPN-NS8-RT4	1.76 (44.7)	0.87 (22.2)	0.75 (19.1)	0.56 (14.2)	0.25 (6.4)	15000 (1034)
1/2	3/8	SS-HPN-NS8-RT6	1.76 (44.7)	0.87 (22.2)	0.75 (19.1)	0.56 (14.2)	0.31 (7.9)	15000 (1034)
1/2	1/2	SS-HPN-NS8-RT8	1.95 (49.6)	0.87 (22.2)	0.75 (19.1)	0.75 (19.1)	0.38 (9.6)	15000 (1034)
3/4	1/8	SS-HPN-NS12-RT2	1.67 (42.4)	1.06 (27.0)	0.75 (19.1)	0.38 (9.7)	0.22 (5.5)	10000 (690)
3/4	1/4	SS-HPN-NS12-RT4	1.85 (46.9)	1.06 (27.0)	0.75 (19.1)	0.56 (14.2)	0.28 (7.1)	10000 (690)
3/4	3/8	SS-HPN-NS12-RT6	1.85 (46.9)	1.06 (27.0)	0.75 (19.1)	0.56 (14.2)	0.38 (9.6)	10000 (690)
3/4	1/2	SS-HPN-NS12-RT8	2.04 (51.8)	1.06 (27.0)	0.75 (19.1)	0.75 (19.1)	0.47 (11.9)	10000 (690)
3/4	3/4	SS-HPN-NS12-RT12	2.04 (51.8)	1.06 (27.0)	0.75 (19.1)	0.75 (19.1)	0.58 (14.8)	10000 (690)
1	1/8	SS-HPN-NS16-RT2	1.96 (49.8)	1.37 (34.9)	0.94 (23.9)	0.38 (9.7)	0.22 (5.5)	10000 (690)
1	1/4	SS-HPN-NS16-RT4	2.14 (54.3)	1.37 (34.9)	0.94 (23.9)	0.56 (14.2)	0.28 (7.1)	10000 (690)
1	3/8	SS-HPN-NS16-RT6	2.14 (54.3)	1.37 (34.9)	0.94 (23.9)	0.56 (14.2)	0.38 (9.6)	10000 (690)
1	1/2	SS-HPN-NS16-RT8	2.33 (59.2)	1.37 (34.9)	0.94 (23.9)	0.75 (19.1)	0.47 (11.9)	10000 (690)
1	3/4	SS-HPN-NS16-RT12	2.33 (59.2)	1.37 (34.9)	0.94 (23.9)	0.75 (19.1)	0.58 (14.8)	10000 (690)
1	1	SS-HPN-NS16-RT16	2.52 (64.0)	1.37 (34.9)	0.94 (23.9)	0.94 (23.9)	0.79 (20.0)	10000 (690)

Fittings
Tubing
Quick Couplings
Line Filters
Valves
Sour Service Products
Subsea Valves
Part Number Crossover Charts

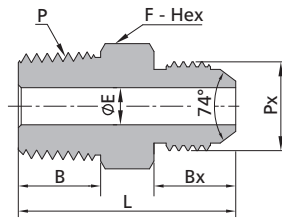
Hex Nipples



Male ISO Tapered Threads									
P-ISO Thread Size, in.	Px-ISO Thread Size, in.	Ordering Number	Dimensions, in. (mm)					Working Pressure psig (bar)	
			L	F	B	Bx	E		
1/8	1/8	SS-HPN-RT2	1.05 (26.6)	0.44 (11.1)	0.38 (9.7)	0.38 (9.7)	0.19 (4.8)	15000 (1034)	
1/4	1/8	SS-HPN-RT4-RT2	1.30 (32.9)	0.56 (14.3)	0.56 (14.2)	0.38 (9.7)	0.19 (4.8)	15000 (1034)	
1/4	1/4	SS-HPN-RT4	1.47 (37.4)	0.56 (14.3)	0.56 (14.2)	0.56 (14.2)	0.25 (6.4)	15000 (1034)	
3/8	1/8	SS-HPN-RT6-RT2	1.34 (34.1)	0.69 (17.5)	0.56 (14.2)	0.38 (9.7)	0.19 (4.8)	15000 (1034)	
3/8	1/4	SS-HPN-RT6-RT4	1.52 (38.6)	0.69 (17.5)	0.56 (14.2)	0.56 (14.2)	0.25 (6.4)	15000 (1034)	
3/8	3/8	SS-HPN-RT6	1.52 (38.6)	0.69 (17.5)	0.56 (14.2)	0.56 (14.2)	0.31 (7.9)	15000 (1034)	
1/2	1/8	SS-HPN-RT8-RT2	1.58 (40.2)	0.87 (22.2)	0.75 (19.1)	0.38 (9.7)	0.19 (4.8)	15000 (1034)	
1/2	1/4	SS-HPN-RT8-RT4	1.76 (44.7)	0.87 (22.2)	0.75 (19.1)	0.56 (14.2)	0.25 (6.4)	15000 (1034)	
1/2	3/8	SS-HPN-RT8-RT6	1.76 (44.7)	0.87 (22.2)	0.75 (19.1)	0.56 (14.2)	0.31 (7.9)	15000 (1034)	
1/2	1/2	SS-HPN-RT8	1.95 (49.6)	0.87 (22.2)	0.75 (19.1)	0.75 (19.1)	0.38 (9.6)	15000 (1034)	
3/4	1/8	SS-HPN-RT12-RT2	1.67 (42.4)	1.06 (27.0)	0.75 (19.1)	0.38 (9.7)	0.22 (5.5)	10000 (690)	
3/4	1/4	SS-HPN-RT12-RT4	1.85 (46.9)	1.06 (27.0)	0.75 (19.1)	0.56 (14.2)	0.28 (7.1)	10000 (690)	
3/4	3/8	SS-HPN-RT12-RT6	1.85 (46.9)	1.06 (27.0)	0.75 (19.1)	0.56 (14.2)	0.38 (9.6)	10000 (690)	
3/4	1/2	SS-HPN-RT12-RT8	2.04 (51.8)	1.06 (27.0)	0.75 (19.1)	0.75 (19.1)	0.47 (11.9)	10000 (690)	
3/4	3/4	SS-HPN-RT12	2.04 (51.8)	1.06 (27.0)	0.75 (19.1)	0.75 (19.1)	0.58 (14.8)	10000 (690)	
1	1/8	SS-HPN-RT16-RT2	1.96 (49.8)	1.37 (34.9)	0.94 (23.9)	0.38 (9.7)	0.22 (5.5)	10000 (690)	
1	1/4	SS-HPN-RT16-RT4	2.14 (54.3)	1.37 (34.9)	0.94 (23.9)	0.56 (14.2)	0.28 (7.1)	10000 (690)	
1	3/8	SS-HPN-RT16-RT6	2.14 (54.3)	1.37 (34.9)	0.94 (23.9)	0.56 (14.2)	0.38 (9.6)	10000 (690)	
1	1/2	SS-HPN-RT16-RT8	2.33 (59.2)	1.37 (34.9)	0.94 (23.9)	0.75 (19.1)	0.47 (11.9)	10000 (690)	
1	3/4	SS-HPN-RT16-RT12	2.33 (59.2)	1.37 (34.9)	0.94 (23.9)	0.75 (19.1)	0.58 (14.8)	10000 (690)	
1	1	SS-HPN-RT16	2.52 (64.0)	1.37 (34.9)	0.94 (23.9)	0.94 (23.9)	0.79 (20.0)	10000 (690)	

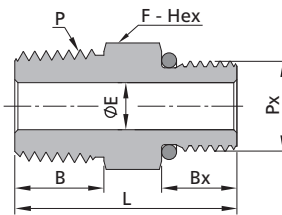
Fittings  
 Tubing  
 Quick Couplings  
 Line Filters  
 Valves  
 Sour Service Products  
 Subsea Valves  
 Part Number Crossover Charts

Hex Nipples



Male NPT Threads			Male JIC					
P-NPT Size, in.	Px-JIC Size, in.	Ordering Number	Dimensions, in. (mm)					Working Pressure psig (bar)
			L	F	B	Bx	E	
1/8	1/4	SS-HPN-NS2-JM4	1.23 (31.3)	0.50 (12.7)	0.38 (9.7)	0.55 (14.0)	0.17 (4.4)	15000 (1034)
1/8	3/8	SS-HPN-NS2-JM6	1.31 (33.4)	0.63 (15.9)	0.38 (9.7)	0.56 (14.1)	0.19 (4.8)	15000 (1034)
1/4	1/4	SS-HPN-NS4-JM4	1.46 (37.2)	0.56 (14.3)	0.56 (14.2)	0.55 (14.0)	0.17 (4.4)	15000 (1034)
1/4	3/8	SS-HPN-NS4-JM6	1.49 (37.9)	0.63 (15.9)	0.56 (14.2)	0.56 (14.1)	0.23 (5.8)	15000 (1034)
1/4	1/2	SS-HPN-NS4-JM8	1.65 (41.9)	0.81 (20.6)	0.56 (14.2)	0.66 (16.7)	0.25 (6.4)	15000 (1034)
3/8	1/4	SS-HPN-NS6-JM4	1.52 (38.4)	0.69 (17.5)	0.56 (14.2)	0.55 (14.0)	0.17(4.4)	15000 (1034)
3/8	3/8	SS-HPN-NS6-JM6	1.52 (38.4)	0.69 (17.5)	0.56 (14.2)	0.56 (14.1)	0.23 (5.8)	15000 (1034)
3/8	1/2	SS-HPN-NS6-JM8	1.62 (41.1)	0.81 (20.6)	0.56 (14.2)	0.66 (16.7)	0.31 (7.9)	15000 (1034)
1/2	1/4	SS-HPN-NS8-JM4	1.75 (44.5)	0.87 (22.2)	0.75 (19.1)	0.55 (14.0)	0.17 (4.4)	15000 (1034)
1/2	3/8	SS-HPN-NS8-JM6	1.75 (44.6)	0.87 (22.2)	0.75 (19.1)	0.56 (14.1)	0.23 (5.8)	15000 (1034)
1/2	1/2	SS-HPN-NS8-JM8	1.86 (47.2)	0.87 (22.2)	0.75 (19.1)	0.66 (16.7)	0.31 (8.0)	15000 (1034)
1/2	5/8	SS-HPN-NS8-JM10	1.98 (50.4)	0.94 (23.8)	0.75 (19.1)	0.76 (19.3)	0.37 (9.4)	15000 (1034)
3/4	1/2	SS-HPN-NS12-JM8	1.94 (49.4)	1.06 (27.0)	0.75 (19.1)	0.66 (16.7)	0.39 (9.9)	10000 (690)
3/4	5/8	SS-HPN-NS12-JM10	2.05 (52.0)	1.06 (27.0)	0.75 (19.1)	0.76 (19.3)	0.48 (12.3)	10000 (690)
3/4	3/4	SS-HPN-NS12-JM12	2.17 (55.0)	1.13 (28.6)	0.75 (19.1)	0.86 (21.9)	0.58 (14.8)	10000 (690)
3/4	1	SS-HPN-NS12-JM16	2.30 (58.4)	1.37 (34.9)	0.75 (19.1)	0.91 (23.1)	0.58 (14.8)	10000 (690)
1	3/4	SS-HPN-NS16-JM12	2.44 (62.0)	1.37 (34.9)	0.94 (23.9)	0.86 (21.9)	0.61 (15.5)	10000 (690)
1	1	SS-HPN-NS16-JM16	2.49 (63.2)	1.37 (34.9)	0.94 (23.9)	0.91 (23.1)	0.79 (20.0)	10000 (690)

Hex Nipples<sup>①</sup>



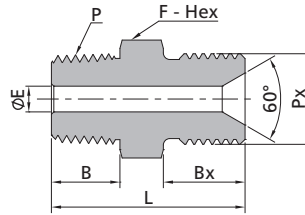
Male NPT Threads			Male SAE O-Ring					
P-NPT Size, in.	Px-SAE/MS Thread Size, in.	Ordering Number	Dimensions, in. (mm)					Working Pressure psig (bar)
			L	F	B	Bx	E	
1/4	7/16-20	SS-HPN-NS4-SH7	1.35 (34.2)	0.56 (14.3)	0.56 (14.2)	0.43 (11.0)	0.18 (4.5)	10000 (690)
1/4	9/16-18	SS-HPN-NS4-SH9	1.43 (36.4)	0.69 (17.5)	0.56 (14.2)	0.47 (12.0)	0.28 (7.1)	10000 (690)
3/8	7/16-20	SS-HPN-NS6-SH7	1.39 (35.4)	0.69 (17.5)	0.56 (14.2)	0.43 (11.0)	0.18 (4.5)	10000 (690)
3/8	9/16-18	SS-HPN-NS6-SH9	1.43 (36.4)	0.69 (17.5)	0.56 (14.2)	0.47 (12.0)	0.30 (7.5)	10000 (690)
3/8	3/4-16	SS-HPN-NS6-SH12	1.56 (39.6)	0.87 (22.2)	0.56 (14.2)	0.55 (14.0)	0.38 (9.6)	10000 (690)
1/2	9/16-18	SS-HPN-NS8-SH9	1.67 (42.5)	0.87 (22.2)	0.75 (19.1)	0.47 (12.0)	0.30 (7.5)	10000 (690)
1/2	3/4-16	SS-HPN-NS8-SH12	1.75 (44.5)	0.87 (22.2)	0.75 (19.1)	0.55 (14.0)	0.39 (10.0)	10000 (690)
1/2	7/8-14	SS-HPN-NS8-SH14	1.88 (47.7)	1.00 (25.4)	0.75 (19.1)	0.63 (16.0)	0.47 (11.9)	10000 (690)
3/4	9/16-18	SS-HPN-NS12-SH9	1.76 (44.7)	1.06 (27.0)	0.75 (19.1)	0.47 (12.0)	0.30 (7.5)	10000 (690)
3/4	3/4-16	SS-HPN-NS12-SH12	1.84 (46.7)	1.06 (27.0)	0.75 (19.1)	0.55 (14.0)	0.39 (10.0)	10000 (690)
3/4	7/8-14	SS-HPN-NS12-SH14	1.92 (48.7)	1.06 (27.0)	0.75 (19.1)	0.63 (16.0)	0.49 (12.5)	10000 (690)
1	3/4-16	SS-HPN-NS16-SH12	2.13 (54.1)	1.37 (34.9)	0.94 (23.9)	0.55 (14.0)	0.39 (10.0)	10000 (690)
1	7/8-14	SS-HPN-NS16-SH14	2.21 (56.1)	1.37 (34.9)	0.94 (23.9)	0.63 (16.0)	0.49 (12.5)	10000 (690)

① Male SAE O-ring Ends are supplied with a Fluorocarbon FKM O-ring as standard, other materials of O-rings available.

Fittings
Tubing
Quick Couplings
Line Filters
Valves
Sour Service Products
Subsea Valves
Part Number Crossover Charts

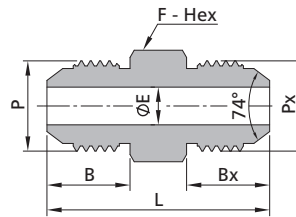


Hex Nipples



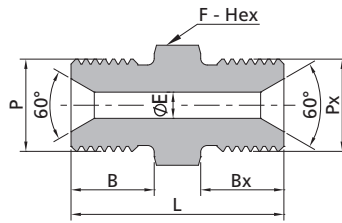
Male NPT Threads							Male Type "M"		
P-NPT Size, in.	Px-SAE/MS Thread Size, in.	Ordering Number	Dimensions, in. (mm)					Working Pressure psig (bar)	
			L	F	B	Bx	E		
1/8	9/16-18	SS-HPN-NS2-TM9	1.22 (31.0)	0.63 (15.9)	0.38 (9.7)	0.50 (12.7)	0.09 (2.4)	15000 (1034)	
1/8	3/4-16	SS-HPN-NS2-TM12	13.9 (35.3)	0.75 (19.1)	0.38 (9.7)	0.63 (16.0)	0.19 (4.8)	15000 (1034)	
1/4	9/16-18	SS-HPN-NS4-TM9	1.40 (35.5)	0.63 (15.9)	0.56 (14.2)	0.50 (12.7)	0.09 (2.4)	15000 (1034)	
1/4	3/4-16	SS-HPN-NS4-TM12	1.57 (39.8)	0.75 (19.1)	0.56 (14.2)	0.63 (16.0)	0.25 (6.4)	15000 (1034)	
1/4	7/8-14	SS-HPN-NS4-TM14	1.77 (45.0)	1.00 (25.4)	0.56 (14.2)	0.76 (19.2)	0.15 (3.8)	15000 (1034)	
3/8	9/16-18	SS-HPN-NS6-TM9	1.42 (36.1)	0.69 (17.5)	0.56 (14.2)	0.50 (12.7)	0.09 (2.4)	15000 (1034)	
3/8	3/4-16	SS-HPN-NS6-TM12	1.57 (39.8)	0.75 (19.1)	0.56 (14.2)	0.63 (16.0)	0.29 (7.4)	15000 (1034)	
3/8	7/8-14	SS-HPN-NS6-TM14	1.96 (49.9)	1.00 (25.4)	0.56 (14.2)	0.76 (19.2)	0.15 (3.8)	15000 (1034)	
1/2	9/16-18	SS-HPN-NS8-TM9	1.66 (42.2)	0.87 (22.2)	0.75 (19.1)	0.50 (12.7)	0.09 (2.4)	15000 (1034)	
1/2	3/4-16	SS-HPN-NS8-TM12	1.79 (45.5)	0.87 (22.2)	0.75 (19.1)	0.63 (16.0)	0.29 (7.4)	15000 (1034)	
1/2	7/8-14	SS-HPN-NS8-TM14	1.96 (49.9)	1.00 (25.4)	0.75 (19.1)	0.76 (19.2)	0.15 (3.8)	15000 (1034)	
1/2	1-12	SS-HPN-NS8-TM16	1.85 (47.0)	1.00 (25.4)	0.75 (19.1)	0.64 (16.3)	0.38 (9.6)	15000 (1034)	
3/4	9/16-18	SS-HPN-NS12-TM9	1.75 (44.4)	1.06 (27.0)	0.75 (19.1)	0.50 (12.7)	0.09 (2.4)	10000 (690)	
3/4	3/4-16	SS-HPN-NS12-TM12	1.88 (47.7)	1.06 (27.0)	0.75 (19.1)	0.63 (16.0)	0.29 (7.4)	10000 (690)	
3/4	7/8-14	SS-HPN-NS12-TM14	2.00 (50.9)	1.06 (27.0)	0.75 (19.1)	0.76 (19.2)	0.15 (3.8)	10000 (690)	
3/4	1-12	SS-HPN-NS12-TM16	1.89 (48.0)	1.06 (27.0)	0.75 (19.1)	0.64 (16.3)	0.39 (10.0)	10000 (690)	
1	1-12	SS-HPN-NS16-TM16	2.18 (55.4)	1.37 (34.9)	0.94 (23.9)	0.64 (16.3)	0.39 (10.0)	10000 (690)	
1	1 5/16-12	SS-HPN-NS16-TM21	2.16 (54.8)	1.37 (34.9)	0.94 (23.9)	0.62 (15.7)	0.69 (17.5)	10000 (690)	

Hex Nipples



Male JIC							Working Pressure psig (bar)		
P-JIC Size, in.	Px-JIC Size, in.	Ordering Number	Dimensions, in. (mm)					Working Pressure psig (bar)	
			L	F	B	Bx	E		
1/4	1/4	SS-HPN-JM4	1.40 (35.6)	0.50 (12.7)	0.55 (14.0)	0.55 (14.0)	0.17 (4.4)	20000 (1379)	
3/8	1/4	SS-HPN-JM6-JM4	1.48 (37.7)	0.63 (15.9)	0.56 (14.1)	0.55 (14.0)	0.17 (4.4)	20000 (1379)	
3/8	3/8	SS-HPN-JM6	1.49 (37.8)	0.63 (15.9)	0.56 (14.1)	0.56 (14.1)	0.23 (5.8)	20000 (1379)	
1/2	3/8	SS-HPN-JM8-JM6	1.65 (41.8)	0.81 (20.6)	0.66 (16.7)	0.56 (14.1)	0.23 (5.8)	20000 (1379)	
1/2	1/2	SS-HPN-JM8	1.75 (44.4)	0.81 (20.6)	0.66 (16.7)	0.66 (16.7)	0.31 (8.0)	20000 (1379)	
5/8	3/8	SS-HPN-JM10-JM6	1.79 (45.4)	0.94 (23.8)	0.76 (19.3)	0.56 (14.1)	0.23 (5.8)	20000 (1379)	
5/8	1/2	SS-HPN-JM10-JM8	1.89 (48.0)	0.94 (23.8)	0.76 (19.3)	0.66 (16.7)	0.31 (8.0)	20000 (1379)	
5/8	5/8	SS-HPN-JM10	1.99 (50.6)	0.94 (23.8)	0.76 (19.3)	0.76 (19.3)	0.37 (9.4)	20000 (1379)	
3/4	1/2	SS-HPN-JM12-JM8	2.07 (52.6)	1.13 (28.6)	0.86 (21.9)	0.66 (16.7)	0.31 (8.0)	15000 (1034)	
3/4	5/8	SS-HPN-JM12-JM10	2.17 (55.2)	1.13 (28.6)	0.86 (21.9)	0.76 (19.3)	0.37 (9.4)	15000 (1034)	
3/4	3/4	SS-HPN-JM12	2.28 (57.8)	1.13 (28.6)	0.86 (21.9)	0.86 (21.9)	0.46 (11.6)	15000 (1034)	
1	5/8	SS-HPN-JM16-JM10	2.31 (58.6)	1.37 (34.9)	0.91 (23.1)	0.76 (19.3)	0.37 (9.4)	15000 (1034)	
1	3/4	SS-HPN-JM16-JM12	2.41 (61.2)	1.37 (34.9)	0.91 (23.1)	0.86 (21.9)	0.46 (11.6)	15000 (1034)	
1	1	SS-HPN-JM16	2.46 (62.4)	1.37 (34.9)	0.91 (23.1)	0.91 (23.1)	0.57 (14.6)	15000 (1034)	

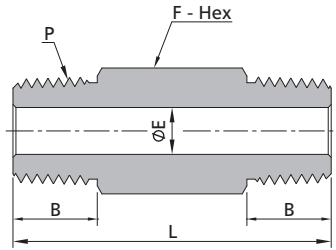
Hex Nipples



Male Type "M"			Male Type "M"						Working Pressure
Px-SAE/MS Thread Size, in.	Px-SAE/MS Thread Size, in.	Ordering Number	Dimensions, in. (mm)					psig (bar)	
			L	F	B	Bx	E		
9/16-18	9/16-18	SS-HPN-TM9	1.34 (34.0)	0.63 (15.9)	0.50 (12.7)	0.50 (12.7)	0.09 (2.4)	60000 (4137)	
3/4-16	9/16-18	SS-HPN-TM12-TM9	1.51 (38.3)	0.75 (19.1)	0.63 (16.0)	0.50 (12.7)	0.09 (2.4)	30000 (2068)	
3/4-16	3/4-16	SS-HPN-TM12	1.64 (41.6)	0.75 (19.1)	0.63 (16.0)	0.63 (16.0)	0.29 (7.4)	30000 (2068)	
7/8-14	9/16-18	SS-HPN-TM14-TM9	1.71 (43.5)	1.00 (25.4)	0.76 (19.2)	0.50 (12.7)	0.09 (2.4)	50000 (3447)	
7/8-14	3/4-16	SS-HPN-TM14-TM12	1.84 (46.8)	1.00 (25.4)	0.76 (19.2)	0.63 (16.0)	0.15 (3.8)	30000 (2068)	
7/8-14	7/8-14	SS-HPN-TM14	1.97 (50.0)	1.00 (25.4)	0.76 (19.2)	0.76 (19.2)	0.15 (3.8)	50000 (3447)	
1-12	9/16-18	SS-HPN-TM16-TM9	1.60 (40.6)	1.00 (25.4)	0.64 (16.3)	0.50 (12.7)	0.09 (2.4)	30000 (2068)	
1-12	3/4-16	SS-HPN-TM16-TM12	1.73 (43.9)	1.00 (25.4)	0.64 (16.3)	0.63 (16.0)	0.29 (7.4)	30000 (2068)	
1-12	7/8-14	SS-HPN-TM16-TM14	1.85 (47.1)	1.00 (25.4)	0.64 (16.3)	0.76 (19.2)	0.15 (3.8)	30000 (2068)	
1-12	1-12	SS-HPN-TM16	1.74 (44.2)	1.00 (25.4)	0.64 (16.3)	0.64 (16.3)	0.39 (10.0)	30000 (2068)	
1 5/16-12	1-12	SS-HPN-TM21-TM16	1.86 (47.2)	1.37 (34.9)	0.62 (15.7)	0.64 (16.3)	0.39 (10.0)	20000 (1379)	
1 5/16-12	1 5/16-12	SS-HPN-TM21	1.83 (46.6)	1.37 (34.9)	0.62 (15.7)	0.62 (15.7)	0.69 (17.5)	20000 (1379)	

- Fittings
- Tubing
- Quick Couplings
- Line Filters
- Valves
- Sour Service Products
- Subsea Valves
- Part Number Crossover Charts

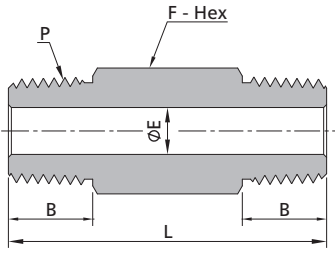
Hex Long Nipples



Male NPT Threads						
P-NPT Size, in.	Ordering Number	Dimensions, in. (mm)				Working Pressure psig (bar)
		L	F	B	E	
1/8	SS-HPL-NS2-1.5	1.50 (38.1)	0.44 (11.1)	0.38 (9.7)	0.19 (4.8)	15000 (1034)
1/8	SS-HPL-NS2-2	2.00 (50.8)	0.44 (11.1)	0.38 (9.7)	0.19 (4.8)	15000 (1034)
1/8	SS-HPL-NS2-2.5	2.50 (63.5)	0.44 (11.1)	0.38 (9.7)	0.19 (4.8)	15000 (1034)
1/8	SS-HPL-NS2-3	3.00 (76.2)	0.44 (11.1)	0.38 (9.7)	0.19 (4.8)	15000 (1034)
1/4	SS-HPL-NS4-2	2.00 (50.8)	0.56 (14.3)	0.56 (14.2)	0.25 (6.4)	15000 (1034)
1/4	SS-HPL-NS4-2.5	2.50 (63.5)	0.56 (14.3)	0.56 (14.2)	0.25 (6.4)	15000 (1034)
1/4	SS-HPL-NS4-3	3.00 (76.2)	0.56 (14.3)	0.56 (14.2)	0.25 (6.4)	15000 (1034)
1/4	SS-HPL-NS4-4	4.00 (101.6)	0.56 (14.3)	0.56 (14.2)	0.25 (6.4)	15000 (1034)
3/8	SS-HPL-NS6-2	2.00 (50.8)	0.69 (17.5)	0.56 (14.2)	0.31 (7.9)	15000 (1034)
3/8	SS-HPL-NS6-2.5	2.50 (63.5)	0.69 (17.5)	0.56 (14.2)	0.31 (7.9)	15000 (1034)
3/8	SS-HPL-NS6-3	3.00 (76.2)	0.69 (17.5)	0.56 (14.2)	0.31 (7.9)	15000 (1034)
3/8	SS-HPL-NS6-4	4.00 (101.6)	0.69 (17.5)	0.56 (14.2)	0.31 (7.9)	15000 (1034)
1/2	SS-HPL-NS8-3	3.00 (76.2)	0.87 (22.2)	0.75 (19.1)	0.38 (9.6)	15000 (1034)
1/2	SS-HPL-NS8-4	4.00 (101.6)	0.87 (22.2)	0.75 (19.1)	0.38 (9.6)	15000 (1034)
1/2	SS-HPL-NS8-6	6.00 (152.4)	0.87 (22.2)	0.75 (19.1)	0.38 (9.6)	15000 (1034)
3/4	SS-HPL-NS12-3	3.00 (76.2)	1.06 (27.0)	0.75 (19.1)	0.58 (14.8)	10000 (690)
3/4	SS-HPL-NS12-4	4.00 (101.6)	1.06 (27.0)	0.75 (19.1)	0.58 (14.8)	10000 (690)
3/4	SS-HPL-NS12-6	6.00 (152.4)	1.06 (27.0)	0.75 (19.1)	0.58 (14.8)	10000 (690)
3/4	SS-HPL-NS12-8	8.00 (203.2)	1.06 (27.0)	0.75 (19.1)	0.58 (14.8)	10000 (690)
1	SS-HPL-NS16-3	3.00 (76.2)	1.37 (34.9)	0.94 (23.9)	0.79 (20.0)	10000 (690)
1	SS-HPL-NS16-4	4.00 (101.6)	1.37 (34.9)	0.94 (23.9)	0.79 (20.0)	10000 (690)
1	SS-HPL-NS16-6	6.00 (152.4)	1.37 (34.9)	0.94 (23.9)	0.79 (20.0)	10000 (690)
1	SS-HPL-NS16-8	8.00 (203.2)	1.37 (34.9)	0.94 (23.9)	0.79 (20.0)	10000 (690)

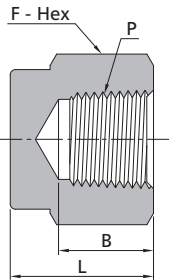
Fittings  
 Tubing  
 Quick Couplings  
 Line Filters  
 Valves  
 Sour Service Products  
 Subsea Valves  
 Part Number Crossover Charts

Hex Long Nipples



Male ISO Tapered Threads						
P-ISO Thread Size, in.	Ordering Number	Dimensions, in. (mm)				Working Pressure psig (bar)
		L	F	B	E	
1/8	SS-HPL-RT2-1.5	1.50 (38.1)	0.44 (11.1)	0.38 (9.7)	0.19 (4.8)	15000 (1034)
1/8	SS-HPL-RT2-2	2.00 (50.8)	0.44 (11.1)	0.38 (9.7)	0.19 (4.8)	15000 (1034)
1/8	SS-HPL-RT2-2.5	2.50 (63.5)	0.44 (11.1)	0.38 (9.7)	0.19 (4.8)	15000 (1034)
1/8	SS-HPL-RT2-3	3.00 (76.2)	0.44 (11.1)	0.38 (9.7)	0.19 (4.8)	15000 (1034)
1/4	SS-HPL-RT4-2	2.00 (50.8)	0.56 (14.3)	0.56 (14.2)	0.25 (6.4)	15000 (1034)
1/4	SS-HPL-RT4-2.5	2.50 (63.5)	0.56 (14.3)	0.56 (14.2)	0.25 (6.4)	15000 (1034)
1/4	SS-HPL-RT4-3	3.00 (76.2)	0.56 (14.3)	0.56 (14.2)	0.25 (6.4)	15000 (1034)
1/4	SS-HPL-RT4-4	4.00 (101.6)	0.56 (14.3)	0.56 (14.2)	0.25 (6.4)	15000 (1034)
3/8	SS-HPL-RT6-2	2.00 (50.8)	0.69 (17.5)	0.56 (14.2)	0.31 (7.9)	15000 (1034)
3/8	SS-HPL-RT6-2.5	2.50 (63.5)	0.69 (17.5)	0.56 (14.2)	0.31 (7.9)	15000 (1034)
3/8	SS-HPL-RT6-3	3.00 (76.2)	0.69 (17.5)	0.56 (14.2)	0.31 (7.9)	15000 (1034)
3/8	SS-HPL-RT6-4	4.00 (101.6)	0.69 (17.5)	0.56 (14.2)	0.31 (7.9)	15000 (1034)
1/2	SS-HPL-RT8-3	3.00 (76.2)	0.87 (22.2)	0.75 (19.1)	0.38 (9.6)	15000 (1034)
1/2	SS-HPL-RT8-4	4.00 (101.6)	0.87 (22.2)	0.75 (19.1)	0.38 (9.6)	15000 (1034)
1/2	SS-HPL-RT8-6	6.00 (152.4)	0.87 (22.2)	0.75 (19.1)	0.38 (9.6)	15000 (1034)
3/4	SS-HPL-RT12-3	3.00 (76.2)	1.06 (27.0)	0.75 (19.1)	0.58 (14.8)	10000 (690)
3/4	SS-HPL-RT12-4	4.00 (101.6)	1.06 (27.0)	0.75 (19.1)	0.58 (14.8)	10000 (690)
3/4	SS-HPL-RT12-6	6.00 (152.4)	1.06 (27.0)	0.75 (19.1)	0.58 (14.8)	10000 (690)
3/4	SS-HPL-RT12-8	8.00 (203.2)	1.06 (27.0)	0.75 (19.1)	0.58 (14.8)	10000 (690)
1	SS-HPL-RT16-3	3.00 (76.2)	1.37 (34.9)	0.94 (23.9)	0.79 (20.0)	10000 (690)
1	SS-HPL-RT16-4	4.00 (101.6)	1.37 (34.9)	0.94 (23.9)	0.79 (20.0)	10000 (690)
1	SS-HPL-RT16-6	6.00 (152.4)	1.37 (34.9)	0.94 (23.9)	0.79 (20.0)	10000 (690)
1	SS-HPL-RT16-8	8.00 (203.2)	1.37 (34.9)	0.94 (23.9)	0.79 (20.0)	10000 (690)

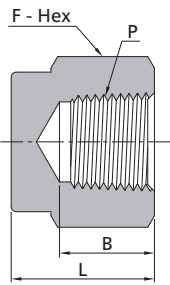
Pipe Caps



Female NPT Threads						
P-NPT Size, in.	Ordering Number	Dimensions, in. (mm)			Working Pressure psig (bar)	
		L	F	B		
1/8	SS-HPC-FNS2	0.75 (19.1)	0.63 (15.9)	0.41 (10.4)	15000 (1034)	
1/4	SS-HPC-FNS4	0.91 (23.1)	0.94 (23.8)	0.59 (15.0)	15000 (1034)	
3/8	SS-HPC-FNS6	1.03 (26.2)	1.13 (28.6)	0.59 (15.0)	15000 (1034)	
1/2	SS-HPC-FNS8	1.34 (34.0)	1.37 (34.9)	0.78 (19.8)	15000 (1034)	
3/4	SS-HPC-FNS12	1.62 (36.6)	1.50 (38.1)	0.81 (20.6)	10000 (690)	
1	SS-HPC-FNS16	1.62 (41.1)	44.5 (1.75)	1.00 (25.4)	10000 (690)	

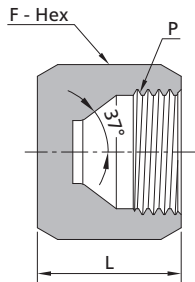
Fittings
Tubing
Quick Couplings
Line Filters
Valves
Sour Service Products
Subsea Valves
Part Number Crossover Charts

Pipe Caps



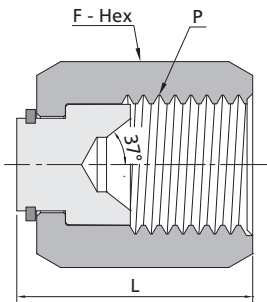
Female ISO Tapered Threads					
P-ISO Thread Size, in.	Ordering Number	Dimensions, in. (mm)			Working Pressure psig (bar)
		L	F	B	
1/8	SS-HPC-FRT2	0.75 (19.1)	0.63 (15.9)	0.41 (10.4)	15000 (1034)
1/4	SS-HPC-FRT4	0.91 (23.1)	0.94 (23.8)	0.59 (15.0)	15000 (1034)
3/8	SS-HPC-FRT6	1.03 (26.2)	1.13 (28.6)	0.59 (15.0)	15000 (1034)
1/2	SS-HPC-FRT8	1.34 (34.0)	1.37 (34.9)	0.78 (19.8)	15000 (1034)
3/4	SS-HPC-FRT12	1.62 (36.6)	1.50 (38.1)	0.81 (20.6)	10000 (690)
1	SS-HPC-FRT16	1.62 (41.1)	1.75 (44.5)	1.00 (25.4)	10000 (690)

Pipe Caps



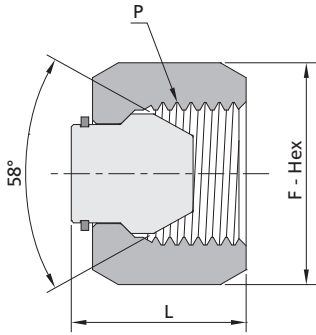
Female JIC				
P-JIC Size, in.	Ordering Number	Dimensions, in. (mm)		Working Pressure psig (bar)
		L	F	
1/4	SS-HPC-JF4	0.63 (16.1)	0.56 (14.3)	20000 (1379)
3/8	SS-HPC-JF6	0.72 (18.3)	0.69 (17.5)	20000 (1379)
1/2	SS-HPC-JF8	0.85 (21.6)	0.87 (22.2)	20000 (1379)
5/8	SS-HPC-JF10	0.98 (24.9)	1.00 (25.4)	20000 (1379)
3/4	SS-HPC-JF12	1.06 (26.8)	1.25 (31.8)	15000 (1034)
1	SS-HPC-JF16	1.18 (30.0)	1.50 (38.1)	15000 (1034)

Pipe Cap Assemblies (Moveable Insert)



Moveable Insert Female JIC				
P-JIC Size, in.	Ordering Number	Dimensions, in. (mm)		Working Pressure psig (bar)
		L	F	
1/4	SS-HMC-JF4	0.70 (17.8)	0.56 (14.3)	20000 (1379)
3/8	SS-HMC-JF6	0.81 (20.5)	0.69 (17.5)	20000 (1379)
1/2	SS-HMC-JF8	0.94 (23.9)	0.87 (22.2)	20000 (1379)
5/8	SS-HMC-JF10	1.07 (27.1)	1.00 (25.4)	20000 (1379)
3/4	SS-HMC-JF12	1.24 (31.6)	1.25 (31.8)	15000 (1034)
1	SS-HMC-JF16	1.29 (32.8)	1.50 (38.1)	15000 (1034)

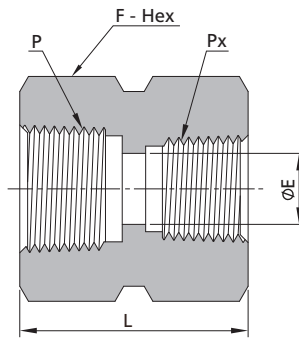
Pipe Cap Assemblies (Moveable Insert)



Moveable Insert Female Type "M"

P-SAE/MS Thread Size, in.	Ordering Number	Dimensions, in. (mm)		Working Pressure psig (bar)
		L	F	
9/16-18	SS-HMC-TM9	0.85 (21.6)	0.69 (17.5)	60000 (4137)
3/4-16	SS-HMC-TM12	0.91 (23.1)	1.00 (25.4)	30000 (2068)
7/8-14	SS-HMC-TM14	1.28 (32.5)	1.19 (30.2)	50000 (3447)
1-12	SS-HMC-TM16	1.25 (31.8)	1.25 (31.8)	30000 (2068)
1 5/16-12	SS-HMC-TM21	1.18 (30.0)	1.50 (38.1)	20000 (1379)

Hex Couplings

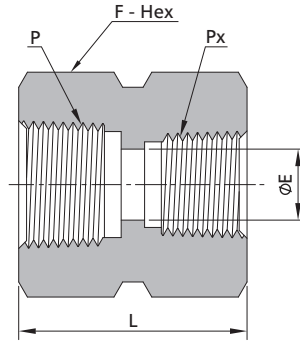


Female NPT Threads

P-NPT Size, in.	Px-NPT Size, in.	Ordering Number	Dimensions, in. (mm)			Working Pressure psig (bar)
			L	F	E	
1/8	1/8	SS-HPG-FNS2	0.94 (23.8)	0.63 (15.9)	0.31 (8.0)	15000 (1034)
1/4	1/8	SS-HPG-FNS4-FNS2	1.14 (28.9)	0.94 (23.8)	0.31 (8.0)	15000 (1034)
1/4	1/4	SS-HPG-FNS4	1.32 (33.5)	0.94 (23.8)	0.41 (10.4)	15000 (1034)
3/8	1/8	SS-HPG-FNS6-FNS2	1.14 (28.9)	1.13 (28.6)	0.31 (8.0)	15000 (1034)
3/8	1/4	SS-HPG-FNS6-FNS4	1.32 (33.5)	1.13 (28.6)	0.41 (10.4)	15000 (1034)
3/8	3/8	SS-HPG-FNS6	1.32 (33.5)	1.13 (28.6)	0.54 (13.8)	15000 (1034)
1/2	1/8	SS-HPG-FNS8-FNS2	1.35 (34.2)	1.37 (34.9)	0.31 (8.0)	15000 (1034)
1/2	1/4	SS-HPG-FNS8-FNS4	1.53 (38.8)	1.37 (34.9)	0.41 (10.4)	15000 (1034)
1/2	3/8	SS-HPG-FNS8-FNS6	1.53 (38.8)	1.37 (34.9)	0.54 (13.8)	15000 (1034)
1/2	1/2	SS-HPG-FNS8	1.72 (43.8)	1.37 (34.9)	0.67 (17.0)	15000 (1034)
3/4	1/8	SS-HPG-FNS12-FNS2	1.40 (35.5)	1.50 (38.1)	0.31 (8.0)	10000 (690)
3/4	1/4	SS-HPG-FNS12-FNS4	1.58 (40.1)	1.50 (38.1)	0.41 (10.4)	10000 (690)
3/4	3/8	SS-HPG-FNS12-FNS6	1.58 (40.1)	1.50 (38.1)	0.54 (13.8)	10000 (690)
3/4	1/2	SS-HPG-FNS12-FNS8	1.79 (45.4)	1.50 (38.1)	0.67 (17.0)	10000 (690)
3/4	3/4	SS-HPG-FNS12	1.84 (46.7)	1.50 (38.1)	0.88 (22.3)	10000 (690)
1	1/8	SS-HPG-FNS16-FNS2	1.59 (40.5)	1.75 (44.5)	0.31 (8.0)	10000 (690)
1	1/4	SS-HPG-FNS16-FNS4	1.76 (44.8)	1.75 (44.5)	0.41 (10.4)	10000 (690)
1	3/8	SS-HPG-FNS16-FNS6	1.76 (44.8)	1.75 (44.5)	0.54 (13.8)	10000 (690)
1	1/2	SS-HPG-FNS16-FNS8	1.96 (49.7)	1.75 (44.5)	0.67 (17.0)	10000 (690)
1	3/4	SS-HPG-FNS16-FNS12	2.00 (50.7)	1.75 (44.5)	0.88 (22.3)	10000 (690)
1	1	SS-HPG-FNS16	2.19 (55.5)	1.75 (44.5)	1.11 (28.1)	10000 (690)

Fittings
Tubing
Quick Couplings
Line Filters
Valves
Sour Service Products
Subsea Valves
Part Number Crossover Charts

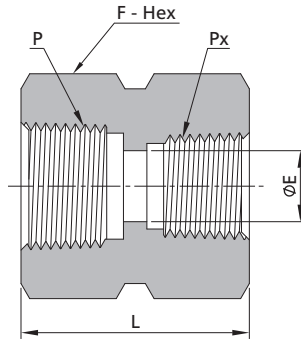
Hex Couplings



Female NPT Threads			Female ISO Tapered Threads			
P-NPT Size, in.	Px-ISO Thread Size, in.	Ordering Number	Dimensions, in. (mm)			Working Pressure psig (bar)
			L	F	E	
1/8	1/8	SS-HPG-FNS2-FRT2	0.94 (23.8)	0.63 (15.9)	0.31 (8.0)	15000 (1034)
1/4	1/8	SS-HPG-FNS4-FRT2	1.14 (28.9)	0.94 (23.8)	0.31 (8.0)	15000 (1034)
1/4	1/4	SS-HPG-FNS4-FRT4	1.32 (33.5)	0.94 (23.8)	0.41 (10.4)	15000 (1034)
3/8	1/8	SS-HPG-FNS6-FRT2	1.14 (28.9)	1.13 (28.6)	0.31 (8.0)	15000 (1034)
3/8	1/4	SS-HPG-FNS6-FRT4	1.32 (33.5)	1.13 (28.6)	0.41 (10.4)	15000 (1034)
3/8	3/8	SS-HPG-FNS6-FRT6	1.32 (33.5)	1.13 (28.6)	0.54 (13.8)	15000 (1034)
1/2	1/8	SS-HPG-FNS8-FRT2	1.35 (34.2)	1.37 (34.9)	0.31 (8.0)	15000 (1034)
1/2	1/4	SS-HPG-FNS8-FRT4	1.53 (38.8)	1.37 (34.9)	0.41 (10.4)	15000 (1034)
1/2	3/8	SS-HPG-FNS8-FRT6	1.53 (38.8)	1.37 (34.9)	0.54 (13.8)	15000 (1034)
1/2	1/2	SS-HPG-FNS8-FRT8	1.72 (43.8)	1.37 (34.9)	0.67 (17.0)	15000 (1034)
3/4	1/8	SS-HPG-FNS12-FRT2	1.40 (35.5)	1.50 (38.1)	0.31 (8.0)	10000 (690)
3/4	1/4	SS-HPG-FNS12-FRT4	1.58 (40.1)	1.50 (38.1)	0.41 (10.4)	10000 (690)
3/4	3/8	SS-HPG-FNS12-FRT6	1.58 (40.1)	1.50 (38.1)	0.54 (13.8)	10000 (690)
3/4	1/2	SS-HPG-FNS12-FRT8	1.79 (45.4)	1.50 (38.1)	0.69 (17.4)	10000 (690)
3/4	3/4	SS-HPG-FNS12-FRT12	1.84 (46.7)	1.50 (38.1)	0.88 (22.3)	10000 (690)
1	1/8	SS-HPG-FNS16-FRT2	1.59 (40.5)	1.75 (44.5)	0.31 (8.0)	10000 (690)
1	1/4	SS-HPG-FNS16-FRT4	1.76 (44.8)	1.75 (44.5)	0.41 (10.4)	10000 (690)
1	3/8	SS-HPG-FNS16-FRT6	1.76 (44.8)	1.75 (44.5)	0.54 (13.8)	10000 (690)
1	1/2	SS-HPG-FNS16-FRT8	1.96 (49.7)	1.75 (44.5)	0.69 (17.4)	10000 (690)
1	3/4	SS-HPG-FNS16-FRT12	2.00 (50.7)	1.75 (44.5)	0.90 (22.8)	10000 (690)
1	1	SS-HPG-FNS16-FRT16	2.19 (55.5)	1.75 (44.5)	1.11 (28.1)	10000 (690)

Fittings  
 Tubing  
 Quick Couplings  
 Line Filters  
 Valves  
 Sour Service Products  
 Subsea Valves  
 Part Number Crossover Charts

Hex Couplings

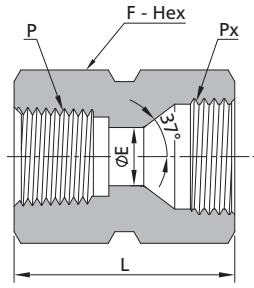


Female ISO Tapered Threads						
P-ISO Thread Size, in.	Px-ISO Thread Size, in.	Ordering Number	Dimensions, in. (mm)			Working Pressure psig (bar)
			L	F	E	
1/8	1/8	SS-HPG-FRT2	0.94 (23.8)	0.63 (15.9)	0.31 (8.0)	15000 (1034)
1/4	1/8	SS-HPG-FRT4-FRT2	1.14 (28.9)	0.94 (23.8)	0.31 (8.0)	15000 (1034)
1/4	1/4	SS-HPG-FRT4	1.32 (33.5)	0.94 (23.8)	0.41 (10.4)	15000 (1034)
3/8	1/8	SS-HPG-FRT6-FRT2	1.14 (28.9)	1.13 (28.6)	0.31 (8.0)	15000 (1034)
3/8	1/4	SS-HPG-FRT6-FRT4	1.32 (33.5)	1.13 (28.6)	0.41 (10.4)	15000 (1034)
3/8	3/8	SS-HPG-FRT6	1.32 (33.5)	1.13 (28.6)	0.54 (13.8)	15000 (1034)
1/2	1/8	SS-HPG-FRT8-FRT2	1.35 (34.2)	1.37 (34.9)	0.31 (8.0)	15000 (1034)
1/2	1/4	SS-HPG-FRT8-FRT4	1.53 (38.8)	1.37 (34.9)	0.41 (10.4)	15000 (1034)
1/2	3/8	SS-HPG-FRT8-FRT6	1.53 (38.8)	1.37 (34.9)	0.54 (13.8)	15000 (1034)
1/2	1/2	SS-HPG-FRT8	1.72 (43.8)	1.37 (34.9)	0.69 (17.4)	15000 (1034)
3/4	1/8	SS-HPG-FRT12-FRT2	1.40 (35.5)	1.50 (38.1)	0.31 (8.0)	10000 (690)
3/4	1/4	SS-HPG-FRT12-FRT4	1.58 (40.1)	1.50 (38.1)	0.41 (10.4)	10000 (690)
3/4	3/8	SS-HPG-FRT12-FRT6	1.58 (40.1)	1.50 (38.1)	0.54 (13.8)	10000 (690)
3/4	1/2	SS-HPG-FRT12-FRT8	1.79 (45.4)	1.50 (38.1)	0.90 (22.8)	10000 (690)
3/4	3/4	SS-HPG-FRT12	1.84 (46.7)	1.50 (38.1)	1.13 (28.7)	10000 (690)
1	1/8	SS-HPG-FRT16-FRT2	1.59 (40.5)	1.75 (44.5)	0.31 (8.0)	10000 (690)
1	1/4	SS-HPG-FRT16-FRT4	1.76 (44.8)	1.75 (44.5)	0.41 (10.4)	10000 (690)
1	3/8	SS-HPG-FRT16-FRT6	1.76 (44.8)	1.75 (44.5)	0.54 (13.8)	10000 (690)
1	1/2	SS-HPG-FRT16-FRT8	1.96 (49.7)	1.75 (44.5)	0.69 (17.4)	10000 (690)
1	3/4	SS-HPG-FRT16-FRT12	2.00 (50.7)	1.75 (44.5)	0.90 (22.8)	10000 (690)
1	1	SS-HPG-FRT16	2.19 (55.5)	1.75 (44.5)	1.13 (28.7)	10000 (690)

Fittings
Tubing
Quick Couplings
Line Filters
Valves
Sour Service Products
Subsea Valves
Part Number Crossover Charts

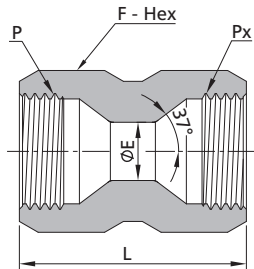


Hex Couplings



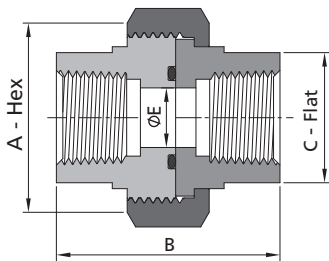
Female NPT Threads			Female JIC			
P-NPT Size, in.	Px-JIC Size, in.	Ordering Number	Dimensions, in. (mm)			Working Pressure psig (bar)
			L	F	E	
1/8	1/4	SS-HPG-FNS2-JF4	1.12 (28.4)	0.63 (15.9)	0.17 (4.3)	15000 (1034)
1/4	1/4	SS-HPG-FNS4-JF4	1.33 (33.7)	0.94 (23.8)	0.17 (4.3)	15000 (1034)
1/4	3/8	SS-HPG-FNS4-JF6	1.36 (34.5)	0.94 (23.8)	0.30 (7.5)	15000 (1034)
3/8	1/4	SS-HPG-FNS6-JF4	1.33 (33.7)	1.13 (28.6)	0.17 (4.3)	15000 (1034)
3/8	3/8	SS-HPG-FNS6-JF6	1.36 (34.5)	1.13 (28.6)	0.30 (7.5)	15000 (1034)
3/8	1/2	SS-HPG-FNS6-JF8	1.44 (36.5)	1.13 (28.6)	0.39 (9.9)	15000 (1034)
1/2	3/8	SS-HPG-FNS8-JF6	1.56 (39.7)	1.37 (34.9)	0.30 (7.5)	15000 (1034)
1/2	1/2	SS-HPG-FNS8-JF8	1.64 (41.7)	1.37 (34.9)	0.39 (9.9)	15000 (1034)
1/2	5/8	SS-HPG-FNS8-JF10	1.74 (44.1)	1.37 (34.9)	0.48 (12.3)	15000 (1034)

Hex Couplings



Female JIC			Dimensions, in. (mm)			Working Pressure psig (bar)
P-JIC Size, in.	Px-JIC Size, in.	Ordering Number	L	F	E	
1/4	1/4	SS-HPG-JF4	1.24 (31.5)	0.56 (14.3)	0.17 (4.3)	20000 (1379)
3/8	1/4	SS-HPG-JF6-JF4	1.27 (32.3)	0.69 (17.5)	0.17 (4.3)	20000 (1379)
3/8	3/8	SS-HPG-JF6	1.33 (33.8)	0.69 (17.5)	0.30 (7.5)	20000 (1379)
1/2	3/8	SS-HPG-JF8-JF6	1.39 (35.4)	0.87 (22.2)	0.30 (7.5)	20000 (1379)
1/2	1/2	SS-HPG-JF8	1.48 (37.6)	0.87 (22.2)	0.39 (9.9)	20000 (1379)
5/8	1/2	SS-HPG-JF10-JF8	1.57 (40.0)	1.00 (25.4)	0.39 (9.9)	20000 (1379)
5/8	5/8	SS-HPG-JF10	1.68 (42.6)	1.00 (25.4)	0.48 (12.3)	20000 (1379)
3/4	5/8	SS-HPG-JF12-JF10	1.74 (44.1)	1.37 (34.8)	0.48 (12.3)	15000 (1034)
3/4	3/4	SS-HPG-JF12	1.80 (45.8)	1.25 (31.8)	0.61 (15.5)	15000 (1034)
1	3/4	SS-HPG-JF16-JF12	1.89 (48.1)	1.50 (38.1)	0.61 (15.5)	15000 (1034)
1	1	SS-HPG-JF16	1.97 (50.1)	1.50 (38.1)	0.84 (21.4)	15000 (1034)

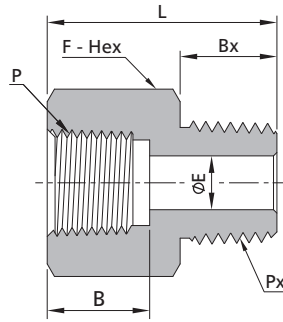
Zero-Clearance Unions<sup>①</sup>



Female NPT Threads		Dimensions, in. (mm)				Working Pressure psig (bar)
P-NPT Size, in.	Ordering Number	A	B	C	E	
1/8	SS-HPZ-FNS2	1.06 (27.0)	1.75 (44.5)	0.62 (15.8)	0.31 (8.0)	15000 (1034)
1/4	SS-HPZ-FNS4	1.50 (38.1)	2.00 (50.8)	0.94 (23.8)	0.41 (10.4)	15000 (1034)
3/8	SS-HPZ-FNS6	1.75 (44.5)	2.25 (57.2)	1.12 (28.5)	0.54 (13.8)	15000 (1034)
1/2	SS-HPZ-FNS8	2.00 (50.8)	2.50 (63.5)	1.37 (34.9)	0.67 (17.0)	15000 (1034)
3/4	SS-HPZ-FNS12	2.25 (57.2)	2.75 (69.9)	1.50 (38.1)	0.88 (22.3)	10000 (690)

① Working temperature range with Fluorocarbon FKM O-rings: 0°F to 400°F (-17.8°C to 204°C), other materials of O-rings available.

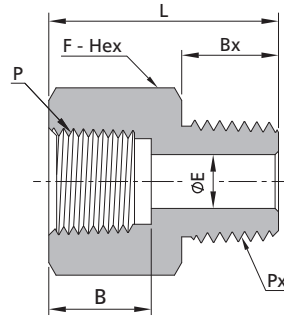
Adapters



Female NPT Threads			Dimensions, in. (mm)						Male NPT Threads
P-NPT Size, in.	Px-NPT Size, in.	Ordering Number	L	F	B	Bx	E	Working Pressure psig (bar)	
1/8	1/8	SS-HPA-FNS2-NS2	0.96 (24.5)	0.63 (15.9)	0.41 (10.4)	0.38 (9.7)	0.19 (4.8)	15000 (1034)	
1/8	1/4	SS-HPA-FNS2-NS4	1.13 (28.8)	0.63 (15.9)	0.41 (10.4)	0.56 (14.2)	0.25 (6.4)	15000 (1034)	
1/8	3/8	SS-HPA-FNS2-NS6	1.14 (29.0)	0.69 (17.5)	0.41 (10.4)	0.56 (14.2)	0.31 (7.9)	15000 (1034)	
1/8	1/2	SS-HPA-FNS2-NS8	1.08 (27.4)	0.87 (22.2)	0.41 (10.4)	0.75 (19.1)	0.31 (8.0)	15000 (1034)	
1/8	3/4	SS-HPA-FNS2-NS12	1.08 (27.4)	1.06 (27.0)	0.41 (10.4)	0.75 (19.1)	0.31 (8.0)	10000 (690)	
1/4	1/8	SS-HPA-FNS4-NS2	1.25 (31.8)	0.94 (23.8)	0.59 (15.0)	0.38 (9.7)	0.19 (4.8)	15000 (1034)	
1/4	1/4	SS-HPA-FNS4-NS4	1.37 (34.9)	0.94 (23.8)	0.59 (15.0)	0.56 (14.2)	0.25 (6.4)	15000 (1034)	
1/4	3/8	SS-HPA-FNS4-NS6	1.37 (34.9)	0.94 (23.8)	0.59 (15.0)	0.56 (14.2)	0.31 (7.9)	15000 (1034)	
1/4	1/2	SS-HPA-FNS4-NS8	1.58 (40.1)	0.94 (23.8)	0.59 (15.0)	0.75 (19.1)	0.38 (9.6)	15000 (1034)	
1/4	3/4	SS-HPA-FNS4-NS12	1.34 (34.1)	1.06 (27.0)	0.59 (15.0)	0.75 (19.1)	0.41 (10.4)	10000 (690)	
1/4	1	SS-HPA-FNS4-NS16	1.62 (41.1)	1.37 (34.9)	0.59 (15.0)	0.94 (23.9)	0.41 (10.4)	10000 (690)	
3/8	1/4	SS-HPA-FNS6-NS4	1.42 (36.0)	1.13 (28.6)	0.59 (15.0)	0.56 (14.2)	0.25 (6.4)	15000 (1034)	
3/8	3/8	SS-HPA-FNS6-NS6	1.42 (36.0)	1.13 (28.6)	0.59 (15.0)	0.56 (14.2)	0.31 (7.9)	15000 (1034)	
3/8	1/2	SS-HPA-FNS6-NS8	1.61 (41.0)	1.13 (28.6)	0.59 (15.0)	0.75 (19.1)	0.38 (9.6)	15000 (1034)	
3/8	3/4	SS-HPA-FNS6-NS12	1.61 (41.0)	1.06 (27.0)	0.59 (15.0)	0.75 (19.1)	0.54 (13.8)	10000 (690)	
3/8	1	SS-HPA-FNS6-NS16	1.47 (37.3)	1.37 (34.9)	0.59 (15.0)	0.94 (23.9)	0.54 (13.8)	10000 (690)	
1/2	1/4	SS-HPA-FNS8-NS4	1.72 (43.1)	1.37 (34.9)	0.78 (19.8)	0.56 (14.2)	0.25 (6.4)	15000 (1034)	
1/2	3/8	SS-HPA-FNS8-NS6	1.72 (43.1)	1.37 (34.9)	0.78 (19.8)	0.56 (14.2)	0.31 (7.9)	15000 (1034)	
1/2	1/2	SS-HPA-FNS8-NS8	1.89 (48.0)	1.37 (34.9)	0.78 (19.8)	0.75 (19.1)	0.38 (9.6)	15000 (1034)	
1/2	3/4	SS-HPA-FNS8-NS12	1.89 (48.0)	1.37 (34.9)	0.78 (19.8)	0.75 (19.1)	0.58 (14.8)	10000 (690)	
1/2	1	SS-HPA-FNS8-NS16	2.08 (52.8)	1.37 (34.9)	0.78 (19.8)	0.94 (23.9)	0.67 (17.0)	10000 (690)	
3/4	1/2	SS-HPA-FNS12-NS8	1.89 (48.1)	1.50 (38.1)	0.81 (20.6)	0.75 (19.1)	0.47 (11.9)	10000 (690)	
3/4	3/4	SS-HPA-FNS12-NS12	1.89 (48.1)	1.50 (38.1)	0.81 (20.6)	0.75 (19.1)	0.58 (14.8)	10000 (690)	
3/4	1	SS-HPA-FNS12-NS16	2.08 (52.9)	1.50 (38.1)	0.81 (20.6)	0.94 (23.9)	0.79 (20.0)	10000 (690)	
1	1/2	SS-HPA-FNS16-NS8	2.10 (53.3)	1.75 (44.5)	1.00 (25.4)	0.75 (19.1)	0.47 (11.9)	10000 (690)	
1	3/4	SS-HPA-FNS16-NS12	2.10 (53.3)	1.75 (44.5)	1.00 (25.4)	0.75 (19.1)	0.58 (14.8)	10000 (690)	
1	1	SS-HPA-FNS16-NS16	2.29 (58.1)	1.75 (44.5)	1.00 (25.4)	0.94 (23.9)	0.79 (20.0)	10000 (690)	

Fittings
Tubing
Quick Couplings
Line Filters
Valves
Sour Service Products
Subsea Valves
Part Number Crossover Charts

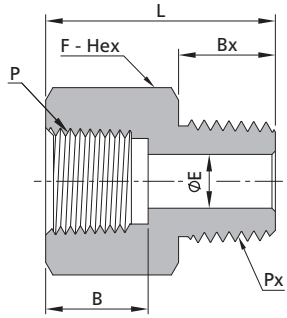
Adapters



Female NPT Threads			Male ISO Tapered Threads						
P-NPT Size, in.	Px-ISO Thread Size, in.	Ordering Number	Dimensions, in. (mm)					Working Pressure psig (bar)	
			L	F	B	Bx	E		
1/8	1/8	SS-HPA-FNS2-RT2	0.96 (24.5)	0.63 (15.9)	0.41 (10.4)	0.38 (9.7)	0.19 (4.8)	15000 (1034)	
1/8	1/4	SS-HPA-FNS2-RT4	1.13 (28.8)	0.63 (15.9)	0.41 (10.4)	0.56 (14.2)	0.25 (6.4)	15000 (1034)	
1/8	3/8	SS-HPA-FNS2-RT6	1.14 (29.0)	0.69 (17.5)	0.41 (10.4)	0.56 (14.2)	0.31 (7.9)	15000 (1034)	
1/8	1/2	SS-HPA-FNS2-RT8	1.08 (27.4)	0.87 (22.2)	0.41 (10.4)	0.75 (19.1)	0.31 (8.0)	15000 (1034)	
1/8	3/4	SS-HPA-FNS2-RT12	1.08 (27.4)	1.06 (27.0)	0.41 (10.4)	0.75 (19.1)	0.31 (8.0)	10000 (690)	
1/4	1/8	SS-HPA-FNS4-RT2	1.25 (31.8)	0.94 (23.8)	0.59 (15.0)	0.38 (9.7)	0.19 (4.8)	15000 (1034)	
1/4	1/4	SS-HPA-FNS4-RT4	1.37 (34.9)	0.94 (23.8)	0.59 (15.0)	0.56 (14.2)	0.25 (6.4)	15000 (1034)	
1/4	3/8	SS-HPA-FNS4-RT6	1.37 (34.9)	0.94 (23.8)	0.59 (15.0)	0.56 (14.2)	0.31 (7.9)	15000 (1034)	
1/4	1/2	SS-HPA-FNS4-RT8	1.58 (40.1)	0.94 (23.8)	0.59 (15.0)	0.75 (19.1)	0.38 (9.6)	15000 (1034)	
1/4	3/4	SS-HPA-FNS4-RT12	1.34 (34.1)	1.06 (27.0)	0.59 (15.0)	0.75 (19.1)	0.41 (10.4)	10000 (690)	
1/4	1	SS-HPA-FNS4-RT16	1.62 (41.1)	1.37 (34.9)	0.59 (15.0)	0.94 (23.9)	0.41 (10.4)	10000 (690)	
3/8	1/4	SS-HPA-FNS6-RT4	1.42 (36.0)	1.13 (28.6)	0.59 (15.0)	0.56 (14.2)	0.25 (6.4)	15000 (1034)	
3/8	3/8	SS-HPA-FNS6-RT6	1.42 (36.0)	1.13 (28.6)	0.59 (15.0)	0.56 (14.2)	0.31 (7.9)	15000 (1034)	
3/8	1/2	SS-HPA-FNS6-RT8	1.61 (41.0)	1.13 (28.6)	0.59 (15.0)	0.75 (19.1)	0.38 (9.6)	15000 (1034)	
3/8	3/4	SS-HPA-FNS6-RT12	1.61 (41.0)	1.06(27.0)	0.59 (15.0)	0.75 (19.1)	0.54 (13.8)	10000 (690)	
3/8	1	SS-HPA-FNS6-RT16	1.47 (37.3)	1.37 (34.9)	0.59 (15.0)	0.94 (23.9)	0.54 (13.8)	10000 (690)	
1/2	1/4	SS-HPA-FNS8-RT4	1.72 (43.1)	1.37 (34.9)	0.78 (19.8)	0.56 (14.2)	0.25 (6.4)	15000 (1034)	
1/2	3/8	SS-HPA-FNS8-RT6	1.72 (43.1)	1.37 (34.9)	0.78 (19.8)	0.56 (14.2)	0.31 (7.9)	15000 (1034)	
1/2	1/2	SS-HPA-FNS8-RT8	1.89 (48.0)	1.37 (34.9)	0.78 (19.8)	0.75 (19.1)	0.38 (9.6)	15000 (1034)	
1/2	3/4	SS-HPA-FNS8-RT12	1.89 (48.0)	1.37 (34.9)	0.78 (19.8)	0.75 (19.1)	0.58 (14.8)	10000 (690)	
1/2	1	SS-HPA-FNS8-RT16	2.08 (52.8)	1.37 (34.9)	0.78 (19.8)	0.94 (23.9)	0.67 (17.0)	10000 (690)	
3/4	1/2	SS-HPA-FNS12-RT8	1.89 (48.1)	1.50 (38.1)	0.81 (20.6)	0.75 (19.1)	0.47 (11.9)	10000 (690)	
3/4	3/4	SS-HPA-FNS12-RT12	1.89 (48.1)	1.50 (38.1)	0.81 (20.6)	0.75 (19.1)	0.58 (14.8)	10000 (690)	
3/4	1	SS-HPA-FNS12-RT16	2.08 (52.9)	1.50 (38.1)	0.81 (20.6)	0.94 (23.9)	0.79 (20.0)	10000 (690)	
1	1/2	SS-HPA-FNS16-RT8	2.10 (53.3)	1.75 (44.5)	1.00 (25.4)	0.75 (19.1)	0.47 (11.9)	10000 (690)	
1	3/4	SS-HPA-FNS16-RT12	2.10 (53.3)	1.75 (44.5)	1.00 (25.4)	0.75 (19.1)	0.58 (14.8)	10000 (690)	
1	1	SS-HPA-FNS16-RT16	2.29 (58.1)	1.75 (44.5)	1.00 (25.4)	0.94 (23.9)	0.79 (20.0)	10000 (690)	

Fittings  
 Tubing  
 Quick Couplings  
 Line Filters  
 Valves  
 Sour Service Products  
 Subsea Valves  
 Part Number Crossover Charts

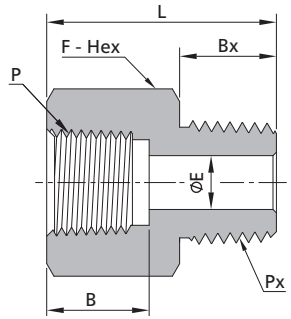
Adapters



Female ISO Tapered Threads			Male ISO Tapered Threads					Working Pressure psig (bar)
P-ISO Thread Size, in.	Px-ISO Thread Size, in.	Ordering Number	Dimensions, in. (mm)					
			L	F	B	Bx	E	
1/8	1/8	SS-HPA-FRT2-RT2	0.96 (24.5)	0.63 (15.9)	0.41 (10.4)	0.38 (9.7)	0.19 (4.8)	15000 (1034)
1/8	1/4	SS-HPA-FRT2-RT4	1.13 (28.8)	0.63 (15.9)	0.41 (10.4)	0.56 (14.2)	0.25 (6.4)	15000 (1034)
1/8	3/8	SS-HPA-FRT2-RT6	1.14 (29.0)	0.69 (17.5)	0.41 (10.4)	0.56 (14.2)	0.31 (7.9)	15000 (1034)
1/8	1/2	SS-HPA-FRT2-RT8	1.08 (27.4)	0.87 (22.2)	0.41 (10.4)	0.75 (19.1)	0.31 (8.0)	15000 (1034)
1/8	3/4	SS-HPA-FRT2-RT12	1.08 (27.4)	1.06 (27.0)	0.41 (10.4)	0.75 (19.1)	0.31 (8.0)	10000 (690)
1/4	1/8	SS-HPA-FRT4-RT2	1.25 (31.8)	0.94 (23.8)	0.59 (15.0)	0.38 (9.7)	0.19 (4.8)	15000 (1034)
1/4	1/4	SS-HPA-FRT4-RT4	1.37 (34.9)	0.94 (23.8)	0.59 (15.0)	0.56 (14.2)	0.25 (6.4)	15000 (1034)
1/4	3/8	SS-HPA-FRT4-RT6	1.37 (34.9)	0.94 (23.8)	0.59 (15.0)	0.56 (14.2)	0.31 (7.9)	15000 (1034)
1/4	1/2	SS-HPA-FRT4-RT8	1.58 (40.1)	0.94 (23.8)	0.59 (15.0)	0.75 (19.1)	0.38 (9.6)	15000 (1034)
1/4	3/4	SS-HPA-FRT4-RT12	1.34 (34.1)	1.06 (27.0)	0.59 (15.0)	0.75 (19.1)	0.41 (10.4)	10000 (690)
1/4	1	SS-HPA-FRT4-RT16	1.62 (41.1)	1.37 (34.9)	0.59 (15.0)	0.94 (23.9)	0.41 (10.4)	10000 (690)
3/8	1/4	SS-HPA-FRT6-RT4	1.42 (36.0)	1.13 (28.6)	0.59 (15.0)	0.56 (14.2)	0.25 (6.4)	15000 (1034)
3/8	3/8	SS-HPA-FRT6-RT6	1.42 (36.0)	1.13 (28.6)	0.59 (15.0)	0.56 (14.2)	0.31 (7.9)	15000 (1034)
3/8	1/2	SS-HPA-FRT6-RT8	1.61 (41.0)	1.13 (28.6)	0.59 (15.0)	0.75 (19.1)	0.38 (9.6)	15000 (1034)
3/8	3/4	SS-HPA-FRT6-RT12	1.61 (41.0)	1.06 (27.0)	0.59 (15.0)	0.75 (19.1)	0.54 (13.8)	10000 (690)
3/8	1	SS-HPA-FRT6-RT16	1.47 (37.3)	1.37 (34.9)	0.59 (15.0)	0.94 (23.9)	0.54 (13.8)	10000 (690)
1/2	1/4	SS-HPA-FRT8-RT4	1.72 (43.1)	1.37 (34.9)	0.78 (19.8)	0.56 (14.2)	0.25 (6.4)	15000 (1034)
1/2	3/8	SS-HPA-FRT8-RT6	1.72 (43.1)	1.37 (34.9)	0.78 (19.8)	0.56 (14.2)	0.31 (7.9)	15000 (1034)
1/2	1/2	SS-HPA-FRT8-RT8	1.89 (48.0)	1.37 (34.9)	0.78 (19.8)	0.75 (19.1)	0.38 (9.6)	15000 (1034)
1/2	3/4	SS-HPA-FRT8-RT12	1.89 (48.0)	1.37 (34.9)	0.78 (19.8)	0.75 (19.1)	0.58 (14.8)	10000 (690)
1/2	1	SS-HPA-FRT8-RT16	2.08 (52.8)	1.37 (34.9)	0.78 (19.8)	0.94 (23.9)	0.69 (17.4)	10000 (690)
3/4	1/2	SS-HPA-FRT12-RT8	1.89 (48.1)	1.50 (38.1)	0.81 (20.6)	0.75 (19.1)	0.47 (11.9)	10000 (690)
3/4	3/4	SS-HPA-FRT12-RT12	1.89 (48.1)	1.50 (38.1)	0.81 (20.6)	0.75 (19.1)	0.58 (14.8)	10000 (690)
3/4	1	SS-HPA-FRT12-RT16	2.08 (52.9)	1.50 (38.1)	0.81 (20.6)	0.94 (23.9)	0.79 (20.0)	10000 (690)
1	1/2	SS-HPA-FRT16-RT8	2.10 (53.3)	1.75 (44.5)	1.00 (25.4)	0.75 (19.1)	0.47 (11.9)	10000 (690)
1	3/4	SS-HPA-FRT16-RT12	2.10 (53.3)	1.75 (44.5)	1.00 (25.4)	0.75 (19.1)	0.58 (14.8)	10000 (690)
1	1	SS-HPA-FRT16-RT16	2.29 (58.1)	1.75 (44.5)	1.00 (25.4)	0.94 (23.9)	0.79 (20.0)	10000 (690)

Fittings
Tubing
Quick Couplings
Line Filters
Valves
Sour Service Products
Subsea Valves
Part Number Crossover Charts

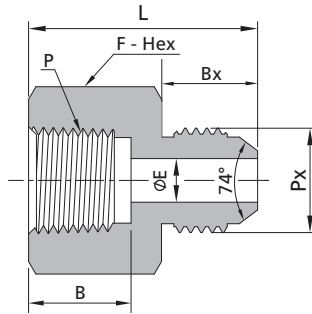
Adapters



Female ISO Tapered Threads			Male NPT Threads					
P-ISO Thread Size, in.	Px-NPT Size, in.	Ordering Number	Dimensions, in. (mm)					Working Pressure psig (bar)
			L	F	B	Bx	E	
1/8	1/8	SS-HPA-FRT2-NS2	0.96 (24.5)	0.63 (15.9)	0.41 (10.4)	0.38 (9.7)	0.19 (4.8)	15000 (1034)
1/8	1/4	SS-HPA-FRT2-NS4	1.13 (28.8)	0.63 (15.9)	0.41 (10.4)	0.56 (14.2)	0.25 (6.4)	15000 (1034)
1/8	3/8	SS-HPA-FRT2-NS6	1.14 (29.0)	0.69 (17.5)	0.41 (10.4)	0.56 (14.2)	0.31 (7.9)	15000 (1034)
1/8	1/2	SS-HPA-FRT2-NS8	1.08 (27.4)	0.87 (22.2)	0.41 (10.4)	0.75 (19.1)	0.31 (8.0)	15000 (1034)
1/8	3/4	SS-HPA-FRT2-NS12	1.08 (27.4)	1.06 (27.0)	0.41 (10.4)	0.75 (19.1)	0.31 (8.0)	10000 (690)
1/4	1/8	SS-HPA-FRT4-NS2	1.25 (31.8)	0.94 (23.8)	0.59 (15.0)	0.38 (9.7)	0.19 (4.8)	15000 (1034)
1/4	1/4	SS-HPA-FRT4-NS4	1.37 (34.9)	0.94 (23.8)	0.59 (15.0)	0.56 (14.2)	0.25 (6.4)	15000 (1034)
1/4	3/8	SS-HPA-FRT4-NS6	1.37 (34.9)	0.94 (23.8)	0.59 (15.0)	0.56 (14.2)	0.31 (7.9)	15000 (1034)
1/4	1/2	SS-HPA-FRT4-NS8	1.58 (40.1)	0.94 (23.8)	0.59 (15.0)	0.75 (19.1)	0.38 (9.6)	15000 (1034)
1/4	3/4	SS-HPA-FRT4-NS12	1.34 (34.1)	1.06 (27.0)	0.59 (15.0)	0.75 (19.1)	0.41 (10.4)	10000 (690)
1/4	1	SS-HPA-FRT4-NS16	1.62 (41.1)	1.37 (34.9)	0.59 (15.0)	0.94 (23.9)	0.41 (10.4)	10000 (690)
3/8	1/4	SS-HPA-FRT6-NS4	1.42 (36.0)	1.13 (28.6)	0.59 (15.0)	0.56 (14.2)	0.25 (6.4)	15000 (1034)
3/8	3/8	SS-HPA-FRT6-NS6	1.42 (36.0)	1.13 (28.6)	0.59 (15.0)	0.56 (14.2)	0.31 (7.9)	15000 (1034)
3/8	1/2	SS-HPA-FRT6-NS8	1.61 (41.0)	1.13 (28.6)	0.59 (15.0)	0.75 (19.1)	0.38 (9.6)	15000 (1034)
3/8	3/4	SS-HPA-FRT6-NS12	1.61 (41.0)	1.06 (27.0)	0.59 (15.0)	0.75 (19.1)	0.54 (13.8)	10000 (690)
3/8	1	SS-HPA-FRT6-NS16	1.47 (37.3)	1.37 (34.9)	0.59 (15.0)	0.94 (23.9)	0.54 (13.8)	10000 (690)
1/2	1/4	SS-HPA-FRT8-NS4	1.72 (43.1)	1.37 (34.9)	0.78 (19.8)	0.56 (14.2)	0.25 (6.4)	15000 (1034)
1/2	3/8	SS-HPA-FRT8-NS6	1.72 (43.1)	1.37 (34.9)	0.78 (19.8)	0.56 (14.2)	0.31 (7.9)	15000 (1034)
1/2	1/2	SS-HPA-FRT8-NS8	1.89 (48.0)	1.37 (34.9)	0.78 (19.8)	0.75 (19.1)	0.38 (9.6)	15000 (1034)
1/2	3/4	SS-HPA-FRT8-NS12	1.89 (48.0)	1.37 (34.9)	0.78 (19.8)	0.75 (19.1)	0.58 (14.8)	10000 (690)
1/2	1	SS-HPA-FRT8-NS16	2.08 (52.8)	1.37 (34.9)	0.78 (19.8)	0.94 (23.9)	0.69 (17.4)	10000 (690)
3/4	1/2	SS-HPA-FRT12-NS8	1.89 (48.1)	1.50 (38.1)	0.81 (20.6)	0.75 (19.1)	0.47 (11.9)	10000 (690)
3/4	3/4	SS-HPA-FRT12-NS12	1.89 (48.1)	1.50 (38.1)	0.81 (20.6)	0.75 (19.1)	0.58 (14.8)	10000 (690)
3/4	1	SS-HPA-FRT12-NS16	2.08 (52.9)	1.50 (38.1)	0.81 (20.6)	0.94 (23.9)	0.79 (20.0)	10000 (690)
1	1/2	SS-HPA-FRT16-NS8	2.10 (53.3)	1.75 (44.5)	1.00 (25.4)	0.75 (19.1)	0.47 (11.9)	10000 (690)
1	3/4	SS-HPA-FRT16-NS12	2.10 (53.3)	1.75 (44.5)	1.00 (25.4)	0.75 (19.1)	0.58 (14.8)	10000 (690)
1	1	SS-HPA-FRT16-NS16	2.29 (58.1)	1.75 (44.5)	1.00 (25.4)	0.94 (23.9)	0.79 (20.0)	10000 (690)

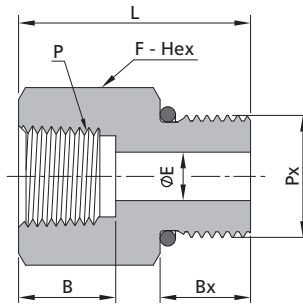
Fittings  
 Tubing  
 Quick Couplings  
 Line Filters  
 Valves  
 Sour Service Products  
 Subsea Valves  
 Part Number Crossover Charts

Adapters



Female NPT Threads			Male JIC					
P-NPT Size, in.	Px-JIC Size, in.	Ordering Number	Dimensions, in. (mm)					Working Pressure psig (bar)
			L	F	B	Bx	E	
1/8	1/4	SS-HPA-FNS2-JM4	1.09 (27.8)	0.63 (15.9)	0.41 (10.4)	0.55 (14.0)	0.17 (4.4)	15000 (1034)
1/4	1/4	SS-HPA-FNS4-JM4	1.37 (34.9)	0.94 (23.8)	0.59 (15.0)	0.55 (14.0)	0.17 (4.4)	15000 (1034)
1/4	3/8	SS-HPA-FNS4-JM6	1.32 (33.5)	0.94 (23.8)	0.59 (15.0)	0.56 (14.1)	0.23 (5.8)	15000 (1034)
3/8	3/8	SS-HPA-FNS6-JM6	1.37 (34.8)	1.13 (28.6)	0.59 (15.0)	0.56 (14.1)	0.23 (5.8)	15000 (1034)
3/8	1/2	SS-HPA-FNS6-JM8	1.47 (37.4)	1.13 (28.6)	0.59 (15.0)	0.66 (16.7)	0.31 (8.0)	15000 (1034)
1/2	1/2	SS-HPA-FNS8-JM8	1.72 (43.6)	1.37 (34.9)	0.78 (19.8)	0.66 (16.7)	0.31 (8.0)	15000 (1034)
1/2	5/8	SS-HPA-FNS8-JM10	1.82 (46.2)	1.37 (34.9)	0.78 (19.8)	0.76 (19.3)	0.41 (10.4)	15000 (1034)
1/2	3/4	SS-HPA-FNS8-JM12	1.92 (48.8)	1.37 (34.9)	0.78 (19.8)	0.86 (21.9)	0.46 (11.6)	15000 (1034)
3/4	3/4	SS-HPA-FNS12-JM12	1.89 (47.9)	1.50 (38.1)	0.81 (20.6)	0.86 (21.9)	0.61 (15.5)	10000 (690)
1	1	SS-HPA-FNS16-JM16	2.18 (55.3)	1.75 (44.5)	1.00 (25.4)	0.91 (23.1)	0.84 (21.4)	10000 (690)

Adapters<sup>①</sup>

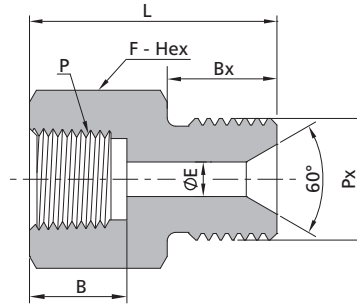


Female NPT Threads			Male SAE O-Ring					
P-NPT Size, in.	Px-SAE/MS Thread Size, in.	Ordering Number	Dimensions, in. (mm)					Working Pressure psig (bar)
			L	F	B	Bx	E	
1/4	7/16-20	SS-HPA-FNS4-SH7	1.20 (30.5)	0.75 (19.1)	0.59 (15.0)	0.43 (11.0)	0.18 (4.5)	10000 (690)
3/8	9/16-18	SS-HPA-FNS6-SH9	1.29 (32.7)	0.94 (23.8)	0.59 (15.0)	0.47 (12.0)	0.30 (7.5)	10000 (690)
1/2	3/4-16	SS-HPA-FNS8-SH12	1.61 (40.9)	1.19 (30.2)	0.78 (19.8)	0.55 (14.0)	0.39 (10.0)	10000 (690)
3/4	7/8-14	SS-HPA-FNS12-SH14	1.67 (42.5)	1.50 (38.1)	0.81 (20.6)	0.63 (16.0)	0.49 (12.5)	10000 (690)

① Male SAE O-ring Ends are supplied with a Fluorocarbon FKM O-ring as standard, other materials of O-rings available.

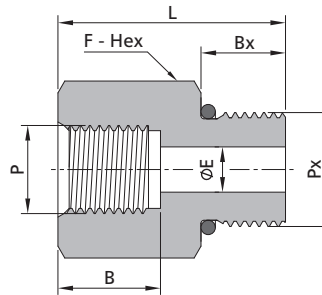
Fittings
Tubing
Quick Couplings
Line Filters
Valves
Sour Service Products
Subsea Valves
Part Number Crossover Charts

Adapters



Female NPT Threads			Dimensions, in. (mm)					Male Type "M"
P-NPT Size, in.	Px-SAE/MS Thread Size, in.	Ordering Number	L	F	B	Bx	E	Working Pressure psig (bar)
			1/8	9/16-18	SS-HPA-FNS2-TM9	1.13 (28.6)	0.63 (15.9)	
1/4	9/16-18	SS-HPA-FNS4-TM9	1.37 (34.9)	0.94 (23.8)	0.59 (15.0)	0.50 (12.7)	0.09 (2.4)	15000 (1034)
1/4	3/4-16	SS-HPA-FNS4-TM12	1.50 (38.1)	0.94 (23.8)	0.59 (15.0)	0.63 (16.0)	0.29 (7.4)	15000 (1034)
3/8	9/16-18	SS-HPA-FNS6-TM9	1.44 (36.5)	1.13 (28.6)	0.59 (15.0)	0.50 (12.7)	0.09 (2.4)	15000 (1034)
3/8	3/4-16	SS-HPA-FNS6-TM12	1.56 (39.7)	1.13 (28.6)	0.59 (15.0)	0.63 (16.0)	0.29 (7.4)	15000 (1034)
1/2	9/16-18	SS-HPA-FNS8-TM9	1.63 (41.3)	1.37 (34.9)	0.78 (19.8)	0.50 (12.7)	0.09 (2.4)	15000 (1034)
1/2	3/4-16	SS-HPA-FNS8-TM12	1.75 (44.4)	1.37 (34.9)	0.78 (19.8)	0.63 (16.0)	0.29 (7.4)	15000 (1034)
1/2	7/8-14	SS-HPA-FNS8-TM14	1.87 (47.6)	1.37 (34.9)	0.78 (19.8)	0.76 (19.2)	0.15 (3.8)	15000 (1034)
3/4	1-12	SS-HPA-FNS12-TM16	1.87 (47.6)	1.50 (38.1)	0.81 (20.6)	0.64 (16.3)	0.39 (10.0)	10000 (690)
1	1 5/16-12	SS-HPA-FNS16-TM21	2.06 (52.4)	1.75 (44.5)	1.00 (25.4)	0.62 (15.7)	0.69 (17.5)	10000 (690)

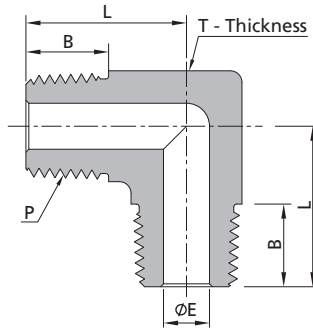
Adapters<sup>①</sup>



Female SAE O-Ring			Dimensions, in. (mm)					Male SAE O-Ring
P-SAE/MS Thread Size, in.	Px-SAE/MS Thread Size, in.	Ordering Number	L	F	B	Bx	E	Working Pressure psig (bar)
			7/16-20	9/16-18	SS-HPA-US7-SH9	1.25 (31.8)	0.81 (20.6)	
7/16-20	3/4-16	SS-HPA-US7-SH12	1.25 (31.8)	0.87 (22.2)	0.55 (14.0)	0.55 (14.0)	0.18 (4.5)	10000 (690)
9/16-18	3/4-16	SS-HPA-US9-SH12	1.42 (36.0)	1.00 (25.4)	0.61 (15.5)	0.55 (14.0)	0.30 (7.5)	10000 (690)
9/16-18	7/8-14	SS-HPA-US9-SH14	1.42 (36.0)	1.00 (25.4)	0.61 (15.5)	0.63 (16.0)	0.30 (7.5)	10000 (690)
3/4-16	7/8-14	SS-HPA-US12-SH14	1.65 (41.8)	1.19 (30.2)	0.69 (17.5)	0.63 (16.0)	0.39 (10.0)	10000 (690)

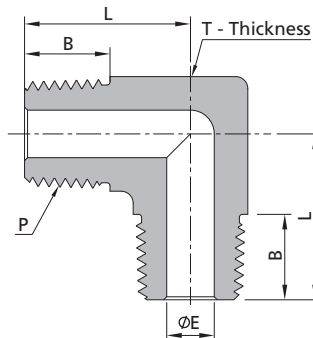
① Male SAE O-ring Ends are supplied with a Fluorocarbon FKM O-ring as standard, other materials of O-rings available.

Male Elbows



Male NPT Threads						
P-NPT Size, in.	Ordering Number	Dimensions, in. (mm)				Working Pressure psig (bar)
		L	B	E	T	
1/8	SS-HPE-NS2	0.75 (19.1)	0.38 (9.7)	0.19 (4.8)	0.50 (12.7)	15000 (1034)
1/4	SS-HPE-NS4	1.00 (25.4)	0.56 (14.2)	0.25 (6.4)	0.63 (15.9)	15000 (1034)
3/8	SS-HPE-NS6	1.10 (28.0)	0.56 (14.2)	0.31 (7.9)	0.75 (19.1)	15000 (1034)
1/2	SS-HPE-NS8	1.44 (36.6)	0.75 (19.1)	0.38 (9.6)	1.00 (25.4)	15000 (1034)
3/4	SS-HPE-NS12	1.56 (39.6)	0.75 (19.1)	0.58 (14.8)	1.37 (34.9)	10000 (690)
1	SS-HPE-NS16	1.89 (48.0)	0.94 (23.9)	0.79 (20.0)	1.50 (38.1)	10000 (690)

Male Elbows

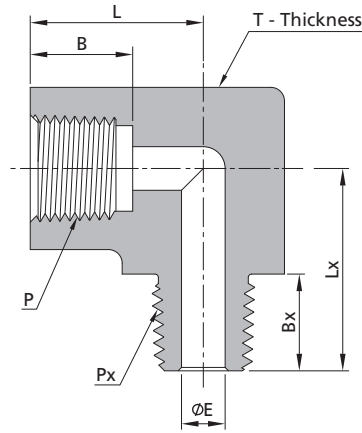


Male ISO Tapered Pipe Threads						
P-ISO Thread Size, in.	Ordering Number	Dimensions, in. (mm)				Working Pressure psig (bar)
		L	B	E	T	
1/8	SS-HPE-RT2	0.75 (19.1)	0.38 (9.7)	0.19 (4.8)	0.50 (12.7)	15000 (1034)
1/4	SS-HPE-RT4	1.00 (25.4)	0.56 (14.2)	0.25 (6.4)	0.63 (15.9)	15000 (1034)
3/8	SS-HPE-RT6	1.10 (28.0)	0.56 (14.2)	0.31 (7.9)	0.75 (19.1)	15000 (1034)
1/2	SS-HPE-RT8	1.44 (36.6)	0.75 (19.1)	0.38 (9.6)	1.00 (25.4)	15000 (1034)
3/4	SS-HPE-RT12	1.56 (39.6)	0.75 (19.1)	0.58 (14.8)	1.37 (34.9)	10000 (690)
1	SS-HPE-RT16	1.89 (48.0)	0.94 (23.9)	0.79 (20.0)	1.50 (38.1)	10000 (690)

Fittings
Tubing
Quick Couplings
Line Filters
Valves
Sour Service Products
Subsea Valves
Part Number Crossover Charts



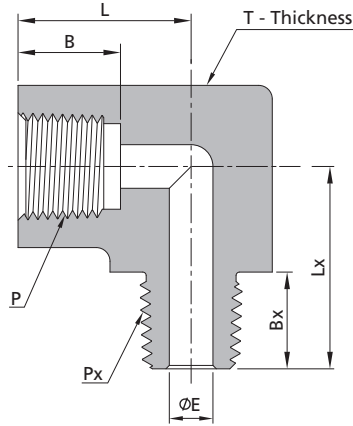
Street Elbows



Female NPT Threads			Dimensions, in. (mm)							Male NPT Threads
P-NPT Size, in.	Px-NPT Size, in.	Ordering Number	L	B	E	Lx	Bx	T	Working Pressure psig (bar)	
1/8	1/8	SS-HPE-FNS2-NS2	0.75 (19.1)	0.41 (10.4)	0.19 (4.8)	0.75 (19.1)	0.38 (9.7)	0.63 (15.9)	15000 (1034)	
1/8	1/4	SS-HPE-FNS2-NS4	0.78 (19.8)	0.41 (10.4)	0.25 (6.4)	1.00 (25.4)	0.56 (14.2)	0.63 (15.9)	15000 (1034)	
1/8	3/8	SS-HPE-FNS2-NS6	0.95 (24.2)	0.41 (10.4)	0.31 (7.9)	1.07 (27.2)	0.56 (14.2)	0.75 (19.1)	15000 (1034)	
1/4	1/4	SS-HPE-FNS4-NS4	1.00 (25.4)	0.59 (15.0)	0.25 (6.4)	1.06 (27.0)	0.56 (14.2)	0.75 (19.1)	15000 (1034)	
1/4	3/8	SS-HPE-FNS4-NS6	1.00 (25.4)	0.59 (15.0)	0.31 (7.9)	1.06 (27.0)	0.56 (14.2)	0.75 (19.1)	15000 (1034)	
1/4	1/2	SS-HPE-FNS4-NS8	1.15 (29.1)	0.59 (15.0)	0.38 (9.6)	1.40 (35.5)	0.75 (19.1)	1.00 (25.4)	15000 (1034)	
3/8	3/8	SS-HPE-FNS6-NS6	1.20 (30.6)	0.59 (15.0)	0.31 (7.9)	1.20 (30.6)	0.56 (14.2)	1.00 (25.4)	15000 (1034)	
3/8	1/2	SS-HPE-FNS6-NS8	1.20 (30.6)	0.59 (15.0)	0.38 (9.6)	1.38 (35.0)	0.75 (19.1)	1.00 (25.4)	15000 (1034)	
3/8	3/4	SS-HPE-FNS6-NS12	1.23 (31.2)	0.59 (15.0)	0.54 (13.8)	1.56 (39.6)	0.75 (19.1)	1.37 (34.9)	10000 (690)	
1/2	1/2	SS-HPE-FNS8-NS8	1.50 (38.1)	0.78 (19.8)	0.38 (9.6)	1.61 (40.8)	0.75 (19.1)	1.37 (34.9)	15000 (1034)	
1/2	3/4	SS-HPE-FNS8-NS12	1.43 (36.2)	0.78 (19.8)	0.58 (14.8)	1.61 (40.8)	0.75 (19.1)	1.37 (34.9)	10000 (690)	
1/2	1	SS-HPE-FNS8-NS16	1.45 (36.9)	0.78 (19.8)	0.67 (17.0)	1.86 (47.3)	0.94 (23.9)	1.37 (34.9)	10000 (690)	
3/4	3/4	SS-HPE-FNS12-NS12	1.50 (38.1)	0.81 (20.6)	0.58 (14.8)	1.77 (44.9)	0.75 (19.1)	1.50 (38.1)	10000 (690)	
3/4	1	SS-HPE-FNS12-NS16	1.63 (41.4)	0.81 (20.6)	0.79 (20.0)	1.86 (47.3)	0.94 (23.9)	1.50 (38.1)	10000 (690)	
1	1	SS-HPE-FNS16-NS16	1.91 (48.5)	1.00 (25.4)	0.79 (20.0)	2.07 (52.5)	0.94 (23.9)	1.75 (44.5)	10000 (690)	

Fittings  
 Tubing  
 Quick Couplings  
 Line Filters  
 Valves  
 Sour Service Products  
 Subsea Valves  
 Part Number Crossover Charts

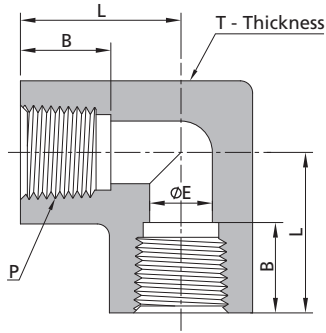
Street Elbows



Female ISO Tapered Pipe Threads			Male ISO Tapered Threads						
P-ISO Thread Size, in.	Px-ISO Thread Size, in.	Ordering Number	Dimensions, in. (mm)						Working Pressure psig (bar)
			L	B	E	Lx	Bx	T	
1/8	1/8	SS-HPE-FRT2-RT2	0.75 (19.1)	0.41 (10.4)	0.19 (4.8)	0.75 (19.1)	0.38 (9.7)	0.63 (15.9)	15000 (1034)
1/8	1/4	SS-HPE-FRT2-RT4	0.78 (19.8)	0.41 (10.4)	0.25 (6.4)	1.00 (25.4)	0.56 (14.2)	0.63 (15.9)	15000 (1034)
1/8	3/8	SS-HPE-FRT2-RT6	0.95 (24.2)	0.41 (10.4)	0.31 (7.9)	1.07 (27.2)	0.56 (14.2)	0.75 (19.1)	15000 (1034)
1/4	1/4	SS-HPE-FRT4-RT4	1.00 (25.4)	0.59 (15.0)	0.25 (6.4)	1.06 (27.0)	0.56 (14.2)	0.75 (19.1)	15000 (1034)
1/4	3/8	SS-HPE-FRT4-RT6	1.00 (25.4)	0.59 (15.0)	0.31 (7.9)	1.06 (27.0)	0.56 (14.2)	0.75 (19.1)	15000 (1034)
1/4	1/2	SS-HPE-FRT4-RT8	1.15 (29.1)	0.59 (15.0)	0.38 (9.6)	1.40 (35.5)	0.75 (19.1)	1.00 (25.4)	15000 (1034)
3/8	3/8	SS-HPE-FRT6-RT6	1.20 (30.6)	0.59 (15.0)	0.31 (7.9)	1.20 (30.6)	0.56 (14.2)	1.00 (25.4)	15000 (1034)
3/8	1/2	SS-HPE-FRT6-RT8	1.20 (30.6)	0.59 (15.0)	0.38 (9.6)	1.38 (35.0)	0.75 (19.1)	1.00 (25.4)	15000 (1034)
3/8	3/4	SS-HPE-FRT6-RT12	1.23 (31.2)	0.59 (15.0)	0.54 (13.8)	1.56 (39.6)	0.75 (19.1)	1.37 (34.9)	10000 (690)
1/2	1/2	SS-HPE-FRT8-RT8	1.50 (38.1)	0.78 (19.8)	0.38 (9.6)	1.61 (40.8)	0.75 (19.1)	1.37 (34.9)	15000 (1034)
1/2	3/4	SS-HPE-FRT8-RT12	1.43 (36.2)	0.78 (19.8)	0.58 (14.8)	1.61 (40.8)	0.75 (19.1)	1.37 (34.9)	10000 (690)
1/2	1	SS-HPE-FRT8-RT16	1.45 (36.9)	0.78 (19.8)	0.67 (17.0)	1.86 (47.3)	0.94 (23.9)	1.37 (34.9)	10000 (690)
3/4	3/4	SS-HPE-FRT12-RT12	1.50 (38.1)	0.81 (20.6)	0.58 (14.8)	1.77 (44.9)	0.75 (19.1)	1.50 (38.1)	10000 (690)
3/4	1	SS-HPE-FRT12-RT16	1.63 (41.4)	0.81 (20.6)	0.79 (20.0)	1.86 (47.3)	0.94 (23.9)	1.50 (38.1)	10000 (690)
1	1	SS-HPE-FRT16-RT16	1.91 (48.5)	1.00 (25.4)	0.79 (20.0)	2.07 (52.5)	0.94 (23.9)	1.75 (44.5)	10000 (690)

- Fittings
- Tubing
- Quick Couplings
- Line Filters
- Valves
- Sour Service Products
- Subsea Valves
- Part Number Crossover Charts

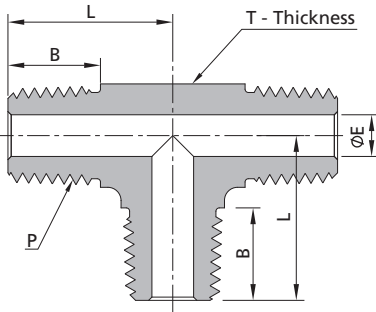
Female Elbows



Female NPT Threads						
P-NPT Size, in.	Ordering Number	Dimensions, in. (mm)				Working Pressure psig (bar)
		L	B	E	T	
1/8	SS-HPE-FNS2	0.75 (19.1)	0.41 (10.4)	0.31 (8.0)	0.63 (15.9)	15000 (1034)
1/4	SS-HPE-FNS4	1.00 (25.4)	0.59 (15.0)	0.41 (10.4)	0.75 (19.1)	15000 (1034)
3/8	SS-HPE-FNS6	1.20 (30.6)	0.59 (15.0)	0.54 (13.8)	1.00 (25.4)	15000 (1034)
1/2	SS-HPE-FNS8	1.50 (38.1)	0.78 (19.8)	0.67 (17.0)	1.37 (34.9)	15000 (1034)
3/4	SS-HPE-FNS12	1.50 (38.1)	0.81 (20.6)	0.88 (22.3)	1.50 (38.1)	10000 (690)
1	SS-HPE-FNS16	1.91 (48.5)	1.00 (25.4)	1.11 (28.1)	1.75 (44.5)	10000 (690)

Female ISO Tapered Threads						
P-ISO Thread Size, in.	Ordering Number	Dimensions, in. (mm)				Working Pressure psig (bar)
		L	B	E	T	
1/8	SS-HPE-FRT2	0.75 (19.1)	0.41 (10.4)	0.31 (8.0)	0.63 (15.9)	15000 (1034)
1/4	SS-HPE-FRT4	1.00 (25.4)	0.59 (15.0)	0.41 (10.4)	0.75 (19.1)	15000 (1034)
3/8	SS-HPE-FRT6	1.20 (30.6)	0.59 (15.0)	0.54 (13.8)	1.00 (25.4)	15000 (1034)
1/2	SS-HPE-FRT8	1.50 (38.1)	0.78 (19.8)	0.69 (17.4)	1.37 (34.9)	15000 (1034)
3/4	SS-HPE-FRT12	1.50 (38.1)	0.81 (20.6)	0.90 (22.8)	1.50 (38.1)	10000 (690)
1	SS-HPE-FRT16	1.91 (48.5)	1.00 (25.4)	1.13 (28.7)	1.75 (44.5)	10000 (690)

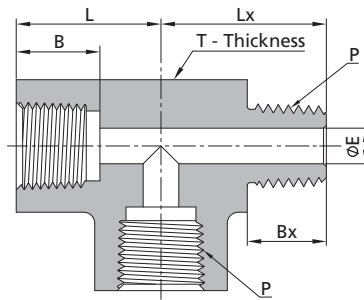
Male Tees



Male NPT Threads						
P-NPT Size, in.	Ordering Number	Dimensions, in. (mm)				Working Pressure psig (bar)
		L	B	E	T	
1/8	SS-HPT-NS2	0.75 (19.1)	0.38 (9.7)	0.19 (4.8)	0.50 (12.7)	15000 (1034)
1/4	SS-HPT-NS4	1.00 (25.4)	0.56 (14.2)	0.25 (6.4)	0.63 (15.9)	15000 (1034)
3/8	SS-HPT-NS6	1.10 (28.0)	0.56 (14.2)	0.31 (7.9)	0.75 (19.1)	15000 (1034)
1/2	SS-HPT-NS8	1.44 (36.6)	0.75 (19.1)	0.38 (9.6)	1.00 (25.4)	15000 (1034)
3/4	SS-HPT-NS12	1.56 (39.6)	0.75 (19.1)	0.58 (14.8)	1.37 (34.9)	10000 (690)
1	SS-HPT-NS16	1.89 (48.0)	0.94 (23.9)	0.79 (20.0)	1.50 (38.1)	10000 (690)

Male ISO Tapered Threads						
P-ISO Thread Size, in.	Ordering Number	Dimensions, in. (mm)				Working Pressure psig (bar)
		L	B	E	T	
1/8	SS-HPT-RT2	0.75 (19.1)	0.38 (9.7)	0.19 (4.8)	0.50 (12.7)	15000 (1034)
1/4	SS-HPT-RT4	1.00 (25.4)	0.56 (14.2)	0.25 (6.4)	0.63 (15.9)	15000 (1034)
3/8	SS-HPT-RT6	1.10 (28.0)	0.56 (14.2)	0.31 (7.9)	0.75 (19.1)	15000 (1034)
1/2	SS-HPT-RT8	1.44 (36.6)	0.75 (19.1)	0.38 (9.6)	1.00 (25.4)	15000 (1034)
3/4	SS-HPT-RT12	1.56 (39.6)	0.75 (19.1)	0.58 (14.8)	1.37 (34.9)	10000 (690)
1	SS-HPT-RT16	1.89 (48.0)	0.94 (23.9)	0.79 (20.0)	1.50 (38.1)	10000 (690)

Male Street Tees

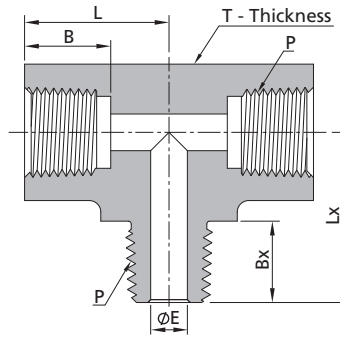


NPT Threads		Dimensions, in. (mm)						Working Pressure psig (bar)
P-NPT Size, in.	Ordering Number	L	B	Lx	Bx	E	T	
1/8	SS-HPT-FNS2-NS2-FNS2	0.75 (19.1)	0.41 (10.4)	0.75 (19.1)	0.38 (9.7)	0.19 (4.8)	0.63 (15.9)	15000 (1034)
1/4	SS-HPT-FNS4-NS4-FNS4	1.00 (25.4)	0.59 (15.0)	1.06 (27.0)	0.56 (14.2)	0.25 (6.4)	0.75 (19.1)	15000 (1034)
3/8	SS-HPT-FNS6-NS6-FNS6	1.20 (30.6)	0.59 (15.0)	1.20 (30.6)	0.56 (14.2)	0.31 (7.9)	1.00 (25.4)	15000 (1034)
1/2	SS-HPT-FNS8-NS8-FNS8	1.50 (38.1)	0.78 (19.8)	1.61 (40.8)	0.75 (19.1)	0.38 (9.6)	1.37 (34.9)	15000 (1034)
3/4	SS-HPT-FNS12-NS12-FNS12	1.50 (38.1)	0.81 (20.6)	1.77 (44.9)	0.75 (19.1)	0.58 (14.8)	1.50 (38.1)	10000 (690)
1	SS-HPT-FNS16-NS16-FNS16	1.91 (48.5)	1.00 (25.4)	2.07 (52.5)	0.94 (23.9)	0.79 (20.0)	1.75 (44.5)	10000 (690)

ISO Tapered Pipe Threads		Dimensions, in. (mm)						Working Pressure psig (bar)
P-ISO Thread Size, in.	Ordering Number	L	B	Lx	Bx	E	T	
1/8	SS-HPT-FRT2-RT2-FRT2	0.75 (19.1)	0.41 (10.4)	0.75 (19.1)	0.38 (9.7)	0.19 (4.8)	0.63 (15.9)	15000 (1034)
1/4	SS-HPT-FRT4-RT4-FRT4	1.00 (25.4)	0.59 (15.0)	1.06 (27.0)	0.56 (14.2)	0.25 (6.4)	0.75 (19.1)	15000 (1034)
3/8	SS-HPT-FRT6-RT6-FRT6	1.20 (30.6)	0.59 (15.0)	1.20 (30.6)	0.56 (14.2)	0.31 (7.9)	1.00 (25.4)	15000 (1034)
1/2	SS-HPT-FRT8-RT8-FRT8	1.50 (38.1)	0.78 (19.8)	1.61 (40.8)	0.75 (19.1)	0.38 (9.6)	1.37 (34.9)	15000 (1034)
3/4	SS-HPT-FRT12-RT12-FRT12	1.50 (38.1)	0.81 (20.6)	1.77 (44.9)	0.75 (19.1)	0.58 (14.8)	1.50 (38.1)	10000 (690)
1	SS-HPT-FRT16-RT16-FRT16	1.91 (48.5)	1.00 (25.4)	2.07 (52.5)	0.94 (23.9)	0.79 (20.0)	1.75 (44.5)	10000 (690)

Fittings
Tubing
Quick Couplings
Line Filters
Valves
Sour Service Products
Subsea Valves
Part Number Crossover Charts

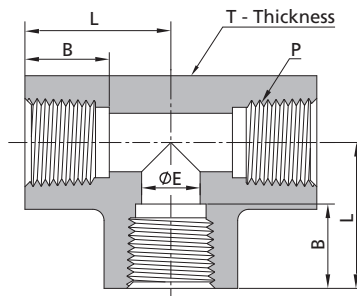
Male Branch Tees



NPT Threads								
P-NPT Size, in.	Ordering Number	Dimensions, in. (mm)						Working Pressure psig (bar)
		L	B	Lx	Bx	E	T	
1/8	SS-HPT-FNS2-FNS2-NS2	0.75 (19.1)	0.41 (10.4)	0.75 (19.1)	0.38 (9.7)	0.19 (4.8)	0.63 (15.9)	15000 (1034)
1/4	SS-HPT-FNS4-FNS4-NS4	1.00 (25.4)	0.59 (15.0)	1.06 (27.0)	0.56 (14.2)	0.25 (6.4)	0.75 (19.1)	15000 (1034)
3/8	SS-HPT-FNS6-FNS6-NS6	1.20 (30.6)	0.59 (15.0)	1.20 (30.6)	0.56 (14.2)	0.31 (7.9)	1.00 (25.4)	15000 (1034)
1/2	SS-HPT-FNS8-FNS8-NS8	1.50 (38.1)	0.78 (19.8)	1.61 (40.8)	0.75 (19.1)	0.38 (9.6)	1.37 (34.9)	15000 (1034)
3/4	SS-HPT-FNS12-FNS12-NS12	1.50 (38.1)	0.81 (20.6)	1.77 (44.9)	0.75 (19.1)	0.58 (14.8)	1.50 (38.1)	10000 (690)
1	SS-HPT-FNS16-FNS16-NS16	1.91 (48.5)	1.00 (25.4)	2.07 (52.5)	0.94 (23.9)	0.79 (20.0)	1.75 (44.5)	10000 (690)

ISO Tapered Pipe Threads								
P-ISO Thread Size, in.	Ordering Number	Dimensions, in. (mm)						Working Pressure psig (bar)
		L	B	Lx	Bx	E	T	
1/8	SS-HPT-FRT2-FRT2-RT2	0.75 (19.1)	0.41 (10.4)	0.75 (19.1)	0.38 (9.7)	0.19 (4.8)	0.63 (15.9)	15000 (1034)
1/4	SS-HPT-FRT4-FRT4-RT4	1.00 (25.4)	0.59 (15.0)	1.06 (27.0)	0.56 (14.2)	0.25 (6.4)	0.75 (19.1)	15000 (1034)
3/8	SS-HPT-FRT6-FRT6-RT6	1.20 (30.6)	0.59 (15.0)	1.20 (30.6)	0.56 (14.2)	0.31 (7.9)	1.00 (25.4)	15000 (1034)
1/2	SS-HPT-FRT8-FRT8-RT8	1.50 (38.1)	0.78 (19.8)	1.61 (40.8)	0.75 (19.1)	0.38 (9.6)	1.37 (34.9)	15000 (1034)
3/4	SS-HPT-FRT12-FRT12-RT12	1.50 (38.1)	0.81 (20.6)	1.77 (44.9)	0.75 (19.1)	0.58 (14.8)	1.50 (38.1)	10000 (690)
1	SS-HPT-FRT16-FRT16-RT16	1.91 (48.5)	1.00 (25.4)	2.07 (52.5)	0.94 (23.9)	0.79 (20.0)	1.75 (44.5)	10000 (690)

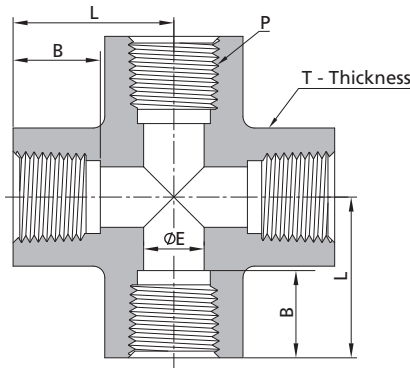
Female Tees



Female NPT Threads						
P-NPT Size, in.	Ordering Number	Dimensions, in. (mm)				Working Pressure psig (bar)
		L	B	E	T	
1/8	SS-HPT-FNS2	0.75 (19.1)	0.41 (10.4)	0.31 (8.0)	0.63 (15.9)	15000 (1034)
1/4	SS-HPT-FNS4	1.00 (25.4)	0.59 (15.0)	0.41 (10.4)	0.75 (19.1)	15000 (1034)
3/8	SS-HPT-FNS6	1.20 (30.6)	0.59 (15.0)	0.54 (13.8)	1.00 (25.4)	15000 (1034)
1/2	SS-HPT-FNS8	1.50 (38.1)	0.78 (19.8)	0.67 (17.0)	1.37 (34.9)	15000 (1034)
3/4	SS-HPT-FNS12	1.50 (38.1)	0.81 (20.6)	0.88 (22.3)	1.50 (38.1)	10000 (690)
1	SS-HPT-FNS16	1.91 (48.5)	1.00 (25.4)	1.11 (28.1)	1.75 (44.5)	10000 (690)

Female ISO Tapered Pipe Threads						
P-ISO Thread Size, in.	Ordering Number	Dimensions, in. (mm)				Working Pressure psig (bar)
		L	B	E	T	
1/8	SS-HPT-FRT2	0.75 (19.1)	0.41 (10.4)	0.31 (8.0)	0.63 (15.9)	15000 (1034)
1/4	SS-HPT-FRT4	1.00 (25.4)	0.59 (15.0)	0.41 (10.4)	0.75 (19.1)	15000 (1034)
3/8	SS-HPT-FRT6	1.20 (30.6)	0.59 (15.0)	0.54 (13.8)	1.00 (25.4)	15000 (1034)
1/2	SS-HPT-FRT8	1.50 (38.1)	0.78 (19.8)	0.69 (17.4)	1.37 (34.9)	15000 (1034)
3/4	SS-HPT-FRT12	1.50 (38.1)	0.81 (20.6)	0.90 (22.8)	1.50 (38.1)	10000 (690)
1	SS-HPT-FRT16	1.91 (48.5)	1.00 (25.4)	1.13 (28.7)	1.75 (44.5)	10000 (690)

Female Crosses



Female NPT Threads						
P-NPT Size, in.	Ordering Number	Dimensions, in. (mm)				Working Pressure psig (bar)
		L	B	E	T	
1/8	SS-HPX-FNS2	0.75 (19.1)	0.41 (10.4)	0.31 (8.0)	0.63 (15.9)	15000 (1034)
1/4	SS-HPX-FNS4	1.00 (25.4)	0.59 (15.0)	0.41 (10.4)	0.75 (19.1)	15000 (1034)
3/8	SS-HPX-FNS6	1.20 (30.6)	0.59 (15.0)	0.54 (13.8)	1.00 (25.4)	15000 (1034)
1/2	SS-HPX-FNS8	1.50 (38.1)	0.78 (19.8)	0.67 (17.0)	1.37 (34.9)	15000 (1034)
3/4	SS-HPX-FNS12	1.50 (38.1)	0.81 (20.6)	0.88 (22.3)	1.50 (38.1)	10000 (690)
1	SS-HPX-FNS16	1.91 (48.5)	1.00 (25.4)	1.11 (28.1)	1.75 (44.5)	10000 (690)

Female ISO Tapered Pipe Threads						
P-ISO Thread Size, in.	Ordering Number	Dimensions, in. (mm)				Working Pressure psig (bar)
		L	B	E	T	
1/8	SS-HPX-FRT2	0.75 (19.1)	0.41 (10.4)	0.31 (8.0)	0.63 (15.9)	15000 (1034)
1/4	SS-HPX-FRT4	1.00 (25.4)	0.59 (15.0)	0.41 (10.4)	0.75 (19.1)	15000 (1034)
3/8	SS-HPX-FRT6	1.20 (30.6)	0.59 (15.0)	0.54 (13.8)	1.00 (25.4)	15000 (1034)
1/2	SS-HPX-FRT8	1.50 (38.1)	0.78 (19.8)	0.69 (17.4)	1.37 (34.9)	15000 (1034)
3/4	SS-HPX-FRT12	1.50 (38.1)	0.81 (20.6)	0.90 (22.8)	1.50 (38.1)	10000 (690)
1	SS-HPX-FRT16	1.91 (48.5)	1.00 (25.4)	1.13 (28.7)	1.75 (44.5)	10000 (690)

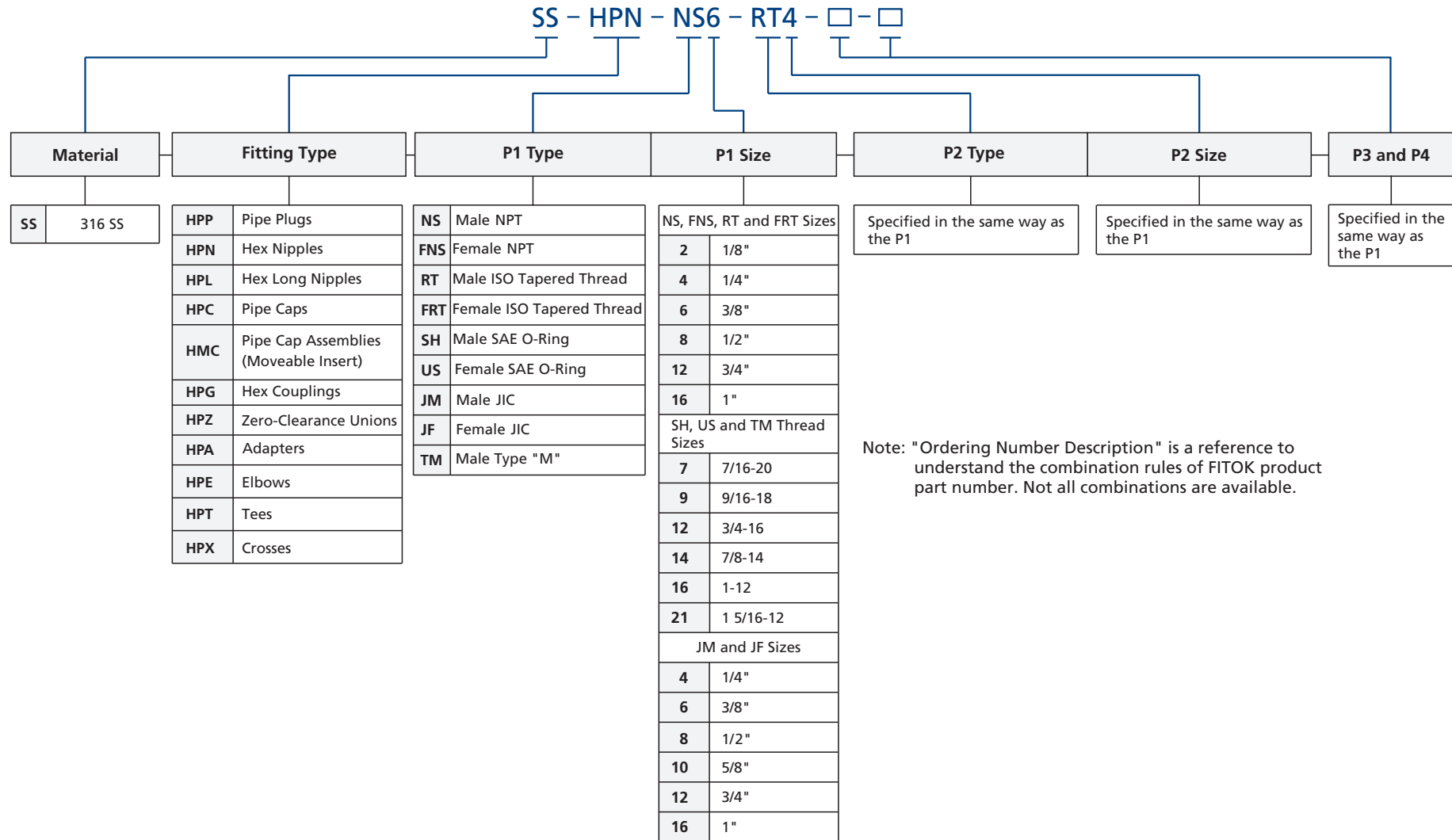
Note: All dimensions are for reference only and subject to change.

Connection Information

Please see A-02.

Fittings
Tubing
Quick Couplings
Line Filters
Valves
Sour Service Products
Subsea Valves
Part Number Crossover Charts

## Ordering Number Description





正規販売代理店  
株式会社ナイフェスト

TEL:050-5213-1839  
watabe@nafest.co.jp  
<https://www.nafest.co.jp>